



English  
Path



# Student Handbook

2024

Birmingham



Welcome to  
English Path.

This guide will help  
you make the most  
of your experience  
at EP Birmingham.

## Contents

About Birmingham .....	4
About the school.....	6
About your course.....	8
Study tips .....	11
Accommodation.....	12
Homestay.....	14
Mary Sturge .....	15
Social Programme .....	15
Recommendations .....	17
When you arrive .....	18
Further education advice ...	21
Airport transport .....	22





# About Birmingham



## Famous landmarks

- The Bullring, St Martin's Cathedral, Victoria Square, Library of Birmingham, Cadbury World, Brindley Place Canals, Birmingham Museum and Art Gallery, Birmingham Hippodrome, Cannon Hill Park.



## City personality

- Academic, active, artistic, big city, bike-friendly, creative, cultural, eco-friendly, foodie scene, friendly, green, iconic landmarks, modern, natural landscape, unique, vibrant, youngest city in Europe.



## What makes this city unique?

- Second largest city in the UK with more canals than Venice! Diverse culture with a wide range of cuisines. Located in the Midlands with good transport links – can reach 90% of the UK in 4 hours!



## Transport within a 10-minute walk

- Train, Bus, Tram.



## Restaurants within a 20-minute walk

- American, British, Chinese, Vietnamese, Japanese, French, Greek, Indian, Italian, Sri Lankan, Mexican, Brazilian, Middle Eastern, Persian, Seafood, Thai, Jamaican, Ethiopian, Vegetarian.



## Alternative things to do

- Explore many museums to learn about Birmingham's history as an industrial city, visit the Custard Factory which has a variety of restaurants, bars and cafes as well as entertainment venues, watch a movie at Odeon Luxe or Everyman Cinema or satisfy your sweet tooth by visiting Cadbury World. Seek an adrenaline rush by going to Drayton Manor Theme Park.

5

Reasons to choose this city

1

Vibrant and diverse city with affordable living.

2

Varied restaurants and cuisines from all around the world.

3

Variety of cultural events and festivals all year round (art, music, dance).

4

Prestigious universities nearby such as the University of Birmingham.

5

600 parks and green areas to explore such as Lickey Hills.





# Why choose to study in our EP school?

- Located in the heart of **Birmingham City Centre**.
- **Great** transport links.
- **Minutes** from New Street station and bus stops.
- **Social programme** with weekend trips to Stratford upon Avon, Warwick Castle and many more.\*
- **Experienced** Customer Service & Academic Team.

\*Additional weekend excursions are offered during the summer.



Find us on Google maps

**Address: Norfolk House, 84- 86 Smallbrook Queensway, Birmingham, B5 4EG**  
At this address since: 2023

**Phone: +44 759 841 4651**  
**Emergency Phone: +44 74 940 02815**



## Staff



Kate Stolarova - Director of Studies



Kathryn Orr - Centre Manager

Meet the team



- **Staff on-site:** Sara Faria: Accommodation Officer
- **Languages spoken by staff:** English, Portuguese, Spanish, Chinese, Japanese, Russian.

## Services & facilities

- **Buildings:** 1
- **Floors:** 1
- **Capacity:** 150
- **School facilities:** Student lounge, kitchen with microwaves, kettles and vending machines, library with computers and group study rooms, free Wi-Fi, modern & spacious classrooms with smart whiteboards, multifaith prayer room, heating and air conditioning.
- **Other services provided:** Social activity programme, airport transfer.
- **Levels of English offered:** All levels.

The **Director of Studies** and **Student Services** staff are based in an office next to your classrooms. They will always be present to answer any questions you may have.

## School holidays & UK public holidays

The school will be closed from December 25th, 2023 to January 2nd, 2024. Please make sure to book your course/accommodation accordingly. Course days that fall on a public holiday are not reimbursed.

### Public holidays will be:

- **2023:** 28th August, 25th December, 26th December.
- **2024:** 1st January, 29th March, 1st April, 6th May, 27th May, 26th August, 25th December, 26th December.

The above dates are observed as holidays in the year. If you arrive on a week where the Monday is a holiday, your first day of school will be a Tuesday.

## Close to your EP school

Our centrally located school is walking distance to:

- |   |  |
|---|--|
| <b>Cafes &amp; Restaurants</b><br>1 - 5 minutes | <b>Birmingham New Street Station</b><br>2 minutes  |
| <b>Supermarket</b><br>5 minutes                 | <b>Post Office</b><br>8 minutes                    |
| <b>Bank/ ATM</b><br>5 minutes                   | <b>Birmingham Moor Street Station</b><br>6 minutes |
| <b>Gym</b><br>5 minutes                         | <b>The Bullring shopping centre</b><br>2 minutes   |
| <b>Library of Birmingham</b><br>14 minutes      | <b>Brindley Place canals</b><br>20 minutes         |
| <b>Jewellery Quarter</b><br>22 minutes          |  |

## Need help? Not satisfied? Have a problem?

At EP we believe that communication and an open-door policy is key to efficiently resolving any issue you might have. If you need help, are not satisfied with one of our services or you need advice, please talk to our staff at school. They will be able to help and assist quickly with any concerns you might have.



# First Day at School

- Induction starts at 08:45am.
- This includes a placement test, induction presentations about the school, academic programmes and school rules.
- A tour of the local area after the classes in the afternoon.
- Classes begin at 11:00 am.
- On your first day, you are expected to bring your passport, enrolment letter and VISA (if required).

## Your weekly class timetable

	Hours pw	What	Lesson times
<b>Classic Morning</b>	15	General English	09:15 - 12:30
<b>Semi-Intensive Morning</b>	18.75	Classic + 1 Elective	09:15 - 13:30
<b>Classic Afternoon</b>	15	General English	13:45 - 17:00
<b>Semi-Intensive Afternoon</b>	18.75	Classic + 1 Elective	12:45 - 17:00
<b>Intensive</b>	22.5	Classic + 2 Electives	09:15 - 14:30
<b>Super Intensive</b>	30	Classic Morning + Classic Afternoon	09:15 - 17:00
<b>IELTS</b>	15	IELTS Exam Preparation	09:15 - 12:30

## Courses

- **Classic**  
15 hours per week
- **Semi-Intensive**  
18.75 hours per week
- **Intensive**  
22.5 hours per week
- **Super Intensive**  
30 hours per week
- **IELTS**  
15 hours per week
- **One-To-One**

## Extracurricular activities

- Masterclass Programme
- Weekend trips during the Summer months
- Conversation clubs
- Outdoor activities
- Pub socials
- Museum and Monument exploring
- 4 weekly course tutorials
- 4 weekly skills test
- Weekly unit test
- Study Clinics

## Electives list

Mixed levels within classes. Each topic runs for 4 weeks. Employability runs in cycles 1-4.

		Elective Cycle 1		Elective Cycle 2		Elective Cycle 3		Elective Cycle 4	
		Jul, Nov, Mar		Aug, Dec, Apr		Sep, Jan, May		Oct, Feb, Jun	
		A1 - B1	B1+ - C1	A1 - B1	B1+ - C1	A1 - B1	B1+ - C1	A1 - B1	B1+ - C1
12.45 - 13.30	Speaking	█	█						
	Listening	█	█						
	Reading			█	█				
	Writing			█	█				
	Vocabulary					█	█		
	Grammar					█	█		
	Idioms & Phrasal verbs							█	█
Pronunciation							█	█	
13.45 - 14.30	Everyday English	█	█						
	Debate & Public Speaking	█	█						
	Business English			█	█				
	English for Hospitality			█	█				
	Digital Marketing					█	█		
	Personal Branding					█	█		
	IELTS Preparation							█	█
	Academic Skills							█	█
	Employability Skills	█	█	█	█	█	█	█	█

## Teaching methodology

**At English Path we use the communicative approach which means:**

- A focus on speaking
- Interactive lessons
- Noticing students' gaps and reacting to them
- Going beyond the textbook
- English for real life outside the classroom
- Understanding each student's individual needs

**All EP teachers are trained in this approach from their first day, so students have the same experience in all levels at all EP locations.**

## School material

**Books:** Empower (Cambridge) Language Hub (Macmillan), Ready for IELTS (Macmillan), Mindset for IELTS.

**Additional material used:** Audio, digital presentation material, authentic materials.

## Students

**Average number of students per class:** 15

**Minimum age of students:** 16

**Average age of students\*:** 26

**Nationality mix\*:** Saudi, Brazilian, Colombian, Kuwaiti, Ukrainian, Turkish, Argentinean, Thai.

\*As per 2023 stats. Nationality mix and age varies. Dependent on the time of year.

**End of course certificate:** You will receive a course certificate at the end of your course.

**Take a look at our graduation ceremony**



 @englishpathschools



# Study Tips

## Study skills

Study skills are how we can organise and improve our learning. For example, what do we do when we learn a new word? Do we make notes? How? It's very important that we are organised in the way we learn, so that we have much better chance of remembering the language and can use it correctly in the future. We would like to teach you some ways to keep learning and improving your English skills. If you practice these Study Skills, it will help you to continue your English language learning wherever you are.

### Using a dictionary

Dictionaries are a useful resource for researching different meanings, collocations, examples of use and standard pronunciation. Use a mono-lingual dictionary and focus on understanding the meaning rather than the translation of individual words. Translating individual words can often lead to misunderstandings. A great big paper mono-lingual dictionary is best but Cambridge, for example, has an advanced learners dictionary at [www.dictionary.cambridge.org](http://www.dictionary.cambridge.org), which is easy to use and provides examples of word use.

### Learning vocabulary

When you record vocabulary, you should also include longer phrases like phrasal verbs (e.g. get away with), multi-word expressions (e.g. How's it going?), idioms (e.g. raining cats and dogs), and collocations (e.g. take a chance). Please see the language bank, irregular verbs and phonemic chart in appendix 1 and 2.

### Tracking your progress

As well as placement, weekly and monthly testing, there will be a group study skills session every four weeks where your teacher will give feedback to the class and tips about how to improve in the areas you need help with.

### Useful links:

- [bbclearningenglish.com](http://bbclearningenglish.com)
- [englishclub.com](http://englishclub.com)
- [lyricstraining.com](http://lyricstraining.com)
- [ted.com](http://ted.com)
- [voscreen.com](http://voscreen.com)

## Learning resources

### Listening - What to listen to?

Try to listen to as many different types of spoken English as possible, to improve your listening. You can find lots on the internet:

- Music and songs
- TV shows, the news and films
- Speeches and interviews
- Audiobooks

### Writing - What to write?

Getting the new language you've learnt on paper can really help to consolidate your learning. Think about the language you've learnt that week and try the following:

- Write an email to a friend/teacher
- Write a diary/journal
- Write a shopping list

### Reading - What to read?

There's so much you can read to practice your skills; it doesn't have to be a book. You can read signs, newspapers, or even the back of food packets!

- Find an interesting article online?
- Choose a book you've read in your own language and get reading!

Find an e-book and read it on your daily commute. This site has lots of free ones: [gutenberg.org](http://gutenberg.org)

### Library and study area

We have a bright and welcoming Library and Study Centre available for students, which provides a fantastic opportunity to help you get more out of your studies.

There are open study areas for group work and quiet areas for focused self-study, as well as bookable study rooms. There are also a range of books and computers available for you to use and a Library Assistant will be available to help you find anything you need.





# Accommodation

Accommodation is a vital part of your experience in a new country. Your new home is an important part of your study experience. Each school has specially chosen options to help make the most out of your stay. Homestay and student residences offer different accommodation experiences, but always meet the highest standards.

Please make sure you check with your representative, as all accommodation options are based on availability.

## What accommodation option should I choose?

The choice of accommodation depends on your preferences, needs, and budget. Below are some important factors you need to consider.

	Homestay	Student Residence
	<ul style="list-style-type: none"> <li>Immerse yourself in local culture &amp; customs.</li> <li>Host assistance for queries.</li> <li>Towels, kitchen utensils, and more provided.</li> <li>Budget-friendly.</li> </ul>	<ul style="list-style-type: none"> <li>Convenient location, typically close to campus.</li> <li>Easy access to good facilities and nearby amenities.</li> <li>24h assistance.</li> </ul>
	<ul style="list-style-type: none"> <li>May not be as social.</li> <li>Host family rules may apply.</li> <li>It can be up to 75mins travel.</li> </ul>	<ul style="list-style-type: none"> <li>Noise levels might be high.</li> <li>Might be sharing facilities with other students.</li> <li>Might be expensive.</li> </ul>

## Booking Student Accommodation in 3 simple steps

### Step 1

You can indicate your preferred type of accommodation (homestay, shared apartment or residence) on the application form during your application for a course. Our Student Services team will record the preferred choice of accommodation.

### Step 2

EP will be able to secure the accommodation option once the invoice has been paid. Our team will send you the accommodation confirmation with further details on the selected option.

### Step 3

You will need to confirm your arrival and send your flight details to our team, as soon as the flight is booked and no later than one week before the flight date. Our team will be able to book and confirm your accommodation and/ or transfers and provide more details within the confirmation document.



# Homestay

<b>Half board homestay*</b>	2 meals per day (breakfast, dinner). 14 meals per week. (Mon-Sun).
<b>Bed and breakfast*</b>	1 meal per day (breakfast). 7 meals per week. (Mon-Sun).
<b>Self catering - Adult homestay</b>	No meals provided. Student will be able to cook in the kitchen.

\*Students that have chosen these options might not be allowed to cook in the kitchen and may have to order meals in from Deliveroo or Uber eats for example.



## Things students need to bring

Toiletries, personal items to make student's room feel like home, prescription medication, a small gift for the host family (not required).

## Meals provided

Yes (depends on booking type, please refer to the table at the top of the page).

Meals are usually eaten with the family unless otherwise arranged and special diets such as vegetarian, halal and other requirements can be catered for an additional fee. Please tell us if you have a special requirement when you request your accommodation.

**Breakfast:** Breakfast is usually a light meal consisting of cereal, fruit, toast, juice, or coffee. Hosts will usually ask you to prepare your own breakfast.

**Lunch:** You will be responsible for buying your own lunch at school, from a local restaurant, or the local shops.

**Dinner:** If you book Half Board, you will usually eat dinner with your host, or occasionally you may prepare your own meal with food supplied by your host, please expect your host to set the dinner time and let them know if you are unable to arrive on time.

## Services included

Bed linen, towels, telephone use for emergencies. Students need to make sure to discuss laundry with their host family after you arrive as laundry facilities will depend on the individual homestay.

**Extra cost of services:** Some hosts might charge a fee for the use of kitchen if you want to prepare your own meals.

## Will the Homestay arrange to pick up the student from the airport?

No, however, you can book your airport transfer with your EP school. The transfer to the accommodation will then be organised accordingly.

## Transport to school

Your host will help you to find your way to and from school on your first day and will show you how to use public transport.

## Where are the host families located?

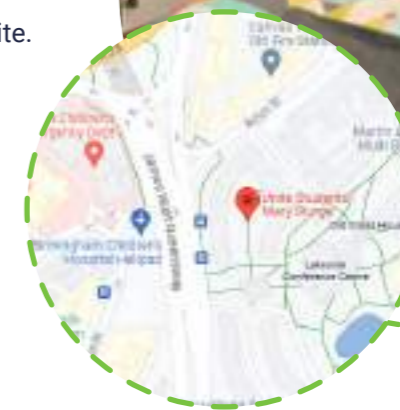
Homestays are situated within 30-55 minutes of the city centre in different areas of the city.

# Mary Sturge

Mary Sturge offers comfortable and modern facilities for you to rest and relax away from your studies. With the school a 15-minute walk or a 10-minute bus journey away, you will find this residence in the heart of the city with easy access to essential amenities.

- Private en-suite bathroom with full equipped shared kitchen and living space.
- 24-hour assistance and security available on-site.
- Common areas including pool, ping pong and study spaces.
- Outdoor courtyard.

**Address:** UNITE Mary Sturge, Aston Street, Birmingham, B4 7UJ



## About the residence

**Accommodation types:** Single room with a private bathroom and shared kitchen. *Please consult us for up to date pricing.*

**Bedrooms:** The bedroom contains the following: bed, pillow, bedding, window, closet, mirror, chair, desk.

**Bed size:** 3/4 size bed.

**Bathroom:** Private.

**Kitchen:** Shared kitchen with: microwave, kettle, toaster, cutlery, cooking utensils, fridge, freezer, oven.

**Facilities:** Common areas including pool, ping pong and study spaces, WiFi included, Outdoor courtyard, 24h reception.

**Extra cost facilities:** Laundry facilities (payable on-site).

**Visitors/guests:** No overnight guests.

**Smoking:** No smoking allowed anywhere in the residence.

**Noise:** Residents are required to respect all other residents and maintain a level of noise that does not disturb others. Quiet hours are 10pm-8am.

**Neighbourhood:** World-famous Bull Ring shopping area (10 minutes walking), local shops to buy essential items and other cafes and restaurants on your doorstep, EP Birmingham and New Street train station a short distance away.

**Reception/security desk:** 24h reception & security on-site.

**Cleaning service:** Cleaning provided before check in and on check out. Change of bedding during your stay is not included. It is also your responsibility to maintain cleanliness in your room and in the common areas by washing your dishes, pans and cutlery after cooking.

**Beddings/towels:** Fresh clean linens and bedding provided at check-in. You are responsible for cleaning after check-in. Towels not provided.





# Social Programme

Birmingham, the UK's second largest city, is one of the most multicultural cities in Europe. Its diverse population reflects the city's cultural scene.

Birmingham is home to numerous museums, galleries, festivals and sports activities. At English Path, our students take advantage of what Birmingham has to offer with our social programme.

## Examples of social activities

- Birmingham Museum and Art Gallery – Free
- Canal boat ride - £6
- Escape room - £20
- Virtual Reality Game - £20
- Botanical Gardens - £6.50
- Cadbury World - £21.00
- Mini Golf - £9.50
- Aston Hall - £10
- Hockley Social Club - Free
- Everyman Luxury Cinema - £12.85
- Mini Golf £13
- Custard Factory - Free
- Winterbourne House and Gardens - £7.20
- Watch a cricket game at Edgbaston Stadium – £15

# Recommendations

## Checklist & other useful information

Here are a few important items that you should bring with you:

- Passport
- Acceptance letter
- Accommodation letter
- Proof of health/medical insurance
- A bit of cash and credit/debit cards/ Apple or Google Pay
- Weather-appropriate clothing
- Adaptor for electrical appliances
- Prescription medication and medical records
- Emergency information

## Clothing

Most students dress casually for classes, but you should bring nice clothes for going out and sportswear for sports and outdoor activities. The climate is changeable and maybe different from your own. The typical temperature is 15-25°C in the summer and 1-10°C in the winter, although it can drop below freezing. Bring waterproof clothing if you're arriving in the autumn or winter.

## Electrical current

Standard voltage in the UK is 230 volts; remember to bring a travel adaptor with you or buy one when you arrive.

## School notifications

We encourage you to join the school WhatsApp group. This is also where we will post notification of any unexpected school closures: it is important you check this for any messages while you are attending the school, especially if there is severe weather in the area (e.g. snowstorm, flood, etc.). If the school cannot open or school opening will be delayed, we will post a message as soon as possible (the night before or in the morning) to advise you of this, along with information on how to get further updates and any alternate scheduling (if applicable).

We also encourage you to follow the school's Instagram account before you arrive and especially during your stay. This will give you an idea of what is happening at the school and help you connect with staff and students. Follow EP Birmingham! [@englishpathschools](#)

## Before you leave your country

Here are some important things you need to know to make your arrival as smooth as possible. Use our checklist to ensure you don't forget anything and are prepared for the exciting times ahead.

## Pocket money

Recommend weekly budget: £150 - 200. This should cover expenses, laundry, local travel and activities. You will need additional money if you want to take weekend trips. Bring £50 with you in cash and a debit or credit card (some shops and venues do not accept cash). You will need to check with your financial institution to make sure you will be able to withdraw money from a UK Cash Machine. Do not bring foreign currency. It is not wise to carry around large amounts of cash.

## Example timetable

Check our live Social Programme here

Mon	Tue	Wed	Thu	Fri	Sat/Sun
City Centre Walking Tour	Games and Conversation	Bowling at The Hollywood Bowl	Academic Lab with Kate	Botanical Gardens	Stratford-upon-Avon
Escape Hunt Birmingham	IKON Gallery	Dinner at Damascena	Conversation Club	NQ64 Arcade	



Examples of nearby cities to visit





# When you arrive in Birmingham



Arriving at the airport in a foreign country can be overwhelming. To better prepare yourself, make sure that you have read the information below about your arrival and how to get to your accommodation. If you get lost or confused upon arrival, don't be afraid to ask the airport staff for help as they will be happy to give assistance.

## EP transfers

Students should arrive at Birmingham Airport. We request that you book your flights according to the starting date of your specific program. You must arrive on the Saturday or Sunday prior to your course start date. If you have booked a transfer service, a driver will meet you outside the customs area and drive you to your homestay or residence. Please ensure you arrange and pay the transfer fee in advance.

## Transfer service emergency contact details

If you have any flight changes, miss a connecting flight or need help meeting the transfer service, you should call one of the following emergency numbers. Please be prepared to tell them your name, school name (English Path) and location. You should only accept a transfer from a greeter with the official English Path signage.

 **Transfer service emergency number:**  
**+44 749 400 2815**

## Independent transfers

### TAXI SERVICE

Cost: £25 – £35 Journey time: 30 minutes depending on location of homestay/residence.

## Living costs (sample prices for items in this city)

- Bottle of water: £1.10
- Coffee: £3
- Can of coke: £1.50
- Meal out for two: £40
- Takeaway pizza: £8
- Sandwich: £5
- Local bus ticket: £4.50
- Bike rental: £5 a day
- Cinema ticket: £10

## Local customs

- Women in the UK are equal to men and should always be treated fairly.
- British people talk to strangers in public areas. This is a great way to practice English, but caution should be taken. You should not give out your address and telephone number or accept inappropriate invitations.
- "Please" and "thank you" are very important words! Always use them if you ask someone to do something for you, or if they help you or give you information.
- The UK is a culturally diverse nation where people of all ethnic backgrounds are treated equally.

## Health and safety

- **Medical insurance:** If you are studying in the UK for less than 6 months, you should take out private health insurance before coming to the UK.  
  
If you need to see a doctor, you may go to one of the walk-in centres. To find the walk-in centres nearby you visit: [clch.nhs.uk/services/walk-in-centres](http://clch.nhs.uk/services/walk-in-centres).
- **If you get sick:** If you get sick while in the UK you should visit a doctor. To do this you will need to register as a temporary patient, which we recommend you do at the start of your stay. You can ask the Student Services team or your host family where the nearest doctor is. If you have a minor illness you can ask staff at a local pharmacist for advice. Remember to bring any relevant insurance or medical documentation with you.
- **Protecting your belongings:** We strongly recommend you take out insurance for your personal belongings, especially cameras, music players, mobile phones and laptops. Personal items cannot be covered by English Path homestay or residence insurance.
- **Prescription medication:** UK pharmacies will issue prescriptions from approved countries; however, we recommend that you bring prescriptions with you to avoid unexpected issues in obtaining medicines and the high costs issued to visitors to the UK. To check if your country is on the approved list (the UK, EEA or Switzerland) visit <https://www.gov.uk/guidance/prescriptions-issued-in-the-eea-and-switzerland-guidance-for-pharmacists#eel-decline> and research about your specific prescription.

International customs agents may ask you questions about your medication upon your departure or arrival, so be sure to pack it carefully. Bring any important medical records (blood type, prescriptions, x-rays) that might be useful for medical care abroad as well as contact information for your health care providers at home.

- **Staying safe at school:** If you or another student has an accident or needs urgent medical attention, please come to the Student Services office where the First Aider is located.
- **Fire safety:** If you discover a fire, press the fire alarm button on the nearest alarm. Leave the building immediately via the fire exit. Make sure you tell a member of EP staff exactly what happened so they can call 999. If you hear the fire alarm, leave the building immediately. Do not run, use the lift or stop to collect your belongings. EP staff will guide you to the fire exit. Go to the assembly point. Follow any instructions given by a member of EP staff and do not go back into the building until you are told to do so by EP staff.
- **Personal safety and looking after valuables:** Birmingham is generally a safe place but as with a lot of big cities, you should always be alert. Some tips are: Be alert when you are walking alone at night. Avoid carrying large amounts of cash. Do not leave your belongings unattended. In the UK, you do not need to always carry your identification card or passport with you. You can keep it at home and carry a picture of your ID on your phone or a photocopy in your bag.

## Emergency services

- Call 999 in case of fire, a medical emergency or if you need the police.

## Medical costs

- Medical costs in the UK vary depending on where you are from, and the treatment needed. We recommend that you check your cover on the NHS website or at <https://www.nhs.uk/nhs-services/visiting-or-moving-to-england/>





### Laws

- No one under the age of 18 in the UK may buy or consume tobacco or alcohol, including beer and wine. If you are under 18, it's against the law for someone to sell you alcohol, to buy or try to buy alcohol, and for an adult to try to buy alcohol for you.
- For drivers, you must drive on the left hand side, observe all speed limits and signs, give way to emergency vehicles, obey all directions given by police, stop at red traffic lights, and must wear a seatbelt.
- Driving under the influence of alcohol is a very serious crime and police make regular random checks.
- You will need international ID to enter bars, clubs or pubs (e.g. Passport, ID card, driving license).
- Buying, selling and using drugs is illegal.



### Student code of conduct

- You must attend all classes. If you do not attend your classes your representative will be informed. If you do not then improve your attendance you may not be able to continue your course. 85% attendance is needed to be able to receive a certificate of completion.
- Be on time for all your lessons.
- Always tell English Path if you are going to be absent from school for any reason and tell your host family if you are going away overnight.
- If you commit a criminal offence or have to be severely disciplined you will be sent home. We will also inform the immigration authorities.
- Be respectful, polite and open to different cultures.



### Open bank account

- Main banks in the UK are HSBC, Barclays, Natwest, Nationwide and Santander. To open a bank account, the following documents may be needed:
  - Passport or EU ID
  - A valid visa
  - A school letter
- You can get the school letter from Student Services to take to the bank. For online banks, you may open your account online without the letter from us.



### Places of worship

#### Baptist

Birmingham Central Baptist Church Springhill  
35 Ellen St,  
Birmingham B18 7LF

#### Buddhist

Peace Pagoda Birmingham  
29/31 Osler St,  
Birmingham B16 9EU

#### Church of England

Church of England  
1 Colmore Row,  
Birmingham B3 2BJ

#### Hindu

Shree Geeta Bhawan  
107-117 Heathfield Rd,  
Handsworth,  
Birmingham B19

#### Jewish

Singers Hill Synagogue  
44 Blucher St,  
Birmingham B1 1HL

#### Methodist

Lozells Methodist Church  
163 Gerrard St, Lozells,  
Birmingham B19 2AH

#### Muslim

Birmingham Central Mosque  
180 Belgrave Middleway,  
Birmingham B12 0XS

#### Roman Catholic

St Catherine of Siena Church  
69 Irving St,  
Birmingham B1 1DW

# Further Education Advice



### Exam courses

#### IELTS - English Path

The IELTS Preparation course is for students who want to take the IELTS Academic Exam. This course is designed to prepare students at Intermediate levels and above for the IELTS Exam. It aims to develop your English skills and improve your exam technique.

#### Cambridge Exam preparation

The Cambridge English exams are offered at the B2 First and C1 Advanced levels. They are internationally recognised qualifications which demonstrates your level of English to function at a high level in almost every English-speaking context, both professionally and academically.

#### Further study in the UK

If you are looking to attend university or study in the UK, you can ask the Student Services or Academic Team for advice. We are here to provide advice and options on further study or higher education. Our partner school GBS also offers a range of further and higher education courses.





# Birmingham Airport Transport

## Birmingham Airport

Mode	Line or number	Cost	Duration (to the city centre)
Bus	X1, X12	£2.00 – Single Ticket £4.50 – Unlimited day travel	40 minutes
Airport train	Birmingham International to Birmingham New Street	£3.00 – Single Ticket	10 minutes

- If you choose to book an airport transfer, your flight details should be sent to us 4 weeks in advance to ensure we will be able to provide you an airport transfer.
- A driver will meet you after you come through the customs area and drive you to your accommodation.

\*Students under 18 years old must book homestay breakfast and dinner & return airport transfers.



 [@englishpathschools](https://www.instagram.com/englishpathschools)

 [englishpath.com](https://www.englishpath.com)





