



Young  
Learners

2026

Middlesex

# Student Handbook

## Your Summer Camp MIDDLESEX

English Path wants you to have a great time this summer. You will learn English in class, enjoy fun activities with new friends, and explore the local area and different places in the UK.

Our aim is to help you improve your English and learn more about life in the UK. You will have a busy schedule with lessons, activities, and trips. We hope you will feel more confident using English every day. At the end of each week, you will give a short presentation in class to show what you have learned about the UK.



In this handbook, you will find information about:

- Places you might see
- What you will study
- School rules and procedures
- How to give us feedback
- Useful advice
- Tips to help you improve your English

There is also a sample timetable so you can see what your days will look like (lessons, activities, meals, etc.). You will get your real timetable on your first day. Please always arrive on time. If you are late, tell your group leader or a member of the summer camp team. If you believe you are going to be late, tell your group leader or a member of the summer camp team so they may accompany you to class. If you are not part of a group and do not have a group leader a member of EP staff will make sure you are awake and ready on time.

Please read this handbook carefully. You will have a small quiz in class to check that you understand the important information. If you have any questions or problems, talk to us anytime.

We hope you have a wonderful time with English Path in the UK.

# About Middlesex

Our London summercamp is based at Middlesex University. It gives students a great mix of comfort, quality and memorable experiences. The campus is lively and safe, with modern facilities and good accommodation. Students also benefit from a great location in the city. Our programme is carefully planned to help students enjoy and make the most of their time in London.



## Famous landmarks

Big Ben, Houses of Parliament, Tower Bridge, London Eye, Buckingham Palace, Tower of London, Saint Paul's Cathedral, British Museum, The Shard, Covent Garden, Camden Market.

## City personality

Academic, active, artistic, elegant, historic, diverse, dynamic, big city, bike-friendly, business capital, creative, cultural, foodie scene, friendly, green, iconic landmarks, modern, unique, vibrant, youthful.

## Transport

All transport for excursions is included in the programme and students are accompanied by EP staff.

## Meals

All meals are provided including a hot lunch and dinner. Packed lunches are provided on full day excursions.

## What makes this city unique?

Combining an extraordinary blend of history, culture, and diversity, London stands as a true global metropolis. From iconic landmarks and royal heritage to world-class museums, theatres, and exciting places to go out, the city offers something for everyone. Its rich history and dynamic energy make it a one-of-a-kind destination, attracting visitors from all corners of the world.

## What To Expect MIDDLESEX

### Welfare (Your Safety and Wellbeing)

Your safety is our top priority. We have a 24-hour security team on campus. All staff are trained to look after you and follow British Council safety rules. Our centres are safe and well supervised.

### Learning

In class, you will practise all your English skills, especially speaking. You will also learn about British life and culture so you can understand the UK better. We also celebrate and encourage sharing of the cultures of our students so you will develop your intercultural communication skills and knowledge every day.

Each lesson has a topic connected to London or the UK, and you will learn English for real everyday situations, which you can use immediately on your daily activity programme. You will also take part in collaborative group work where you will learn about different cultures, improve your skills and language as well as showcasing what you have learnt. We will support you to develop the skills you need to be better able to learn English by yourself and achieve your future goals beyond your course.

English is the only language used at camp.

### Fun

Learning English is not only about lessons. You will also join activities with our trained Activity Leaders. These activities help you practise English in a fun way with other students. You can enjoy disco nights, talent shows, quizzes, karaoke, treasure hunts, and many other exciting events.

### Explore the UK

You will visit famous places with our Activity Leaders. You might see historic cities, important landmarks, or even spend a day at the beach. These trips help you use English in real life while discovering the UK.

## The Journey MIDDLESEX

### Before You Leave Home

**You will complete an online placement test. This is very important as it is used to decide which class to put you in. Please don't cheat! You will have the best time if you are in class with students who have a similar level of English as you.**

Travelling abroad is exciting, and there are a few things to prepare before you go. Here is some helpful information for your trip.

Check how much luggage your airline allows. Different airlines and destinations have different rules about weight, size, and number of bags. Most airlines let you check in one big suitcase and take one small bag as hand luggage.

Your hand luggage should include:

- Your passport and a photocopy
- Travel documents
- Money
- Any medicine you need (with prescriptions)
- This student guide
- Phone and charger
- Spare underwear and a toothbrush
- Anything else you need during the journey

Remember: liquids in hand luggage must be 100ml or less.

### Arriving in the UK

Before you leave the plane, make sure you take all your belongings. After passport control and collecting your suitcase, you will meet a member of our team. They will take you to a coach that will drive you to your centre. The coach usually does not stop on the way, so use the toilet or buy snacks before leaving the airport. The journey may take **1 to 2 hours**, depending on where you are landing.

### Arriving at the Centre

When you arrive, our EP staff will give you a warm welcome. You will receive a lanyard with your ID card and the English Path 24-hour emergency number. Please wear this at all times.

You will be shown to your room and given a key. Then you will have a short tour so you know where everything is: dining hall, classrooms, laundry, and activity areas.

Most rooms are in shared flats with students from your group or other groups – a great way to make new friends. Boys and girls stay in separate areas. There are common rooms or kitchens for relaxing, but cooking is not allowed.

To make your stay comfortable:

- Respect bedtimes and keep quiet after lights out
- Keep your room clean and tidy
- Follow the accommodation's rules

## The Journey MIDDLESEX

### Your First Day

On your first day, you will be placed in classes by levels depending on your placement test results. You will also receive your final programme showing your lesson times and activities. You will also learn about the fire safety procedures at the school and your accommodation.

### Welcome meeting and induction

Shortly after your arrival, you will meet the Centre Manager and the EP team. They will introduce themselves, explain their jobs, and tell you about the centre rules, health and safety, first aid, and safeguarding.

### Your Study Course

On your second day, you will find out your class and meet your classmates and teachers. You will study about 15 hours per week, either in the morning or the afternoon (afternoon classes only happen when a zig zag programme is running – you will be told if this is the case). Each day you will have two 90-minute lessons with a 20-minute break. You will have two teachers.

### Zig-Zag Programme

Depending on how busy the camp is, you will either have all your lessons in the morning and activities/excursions in the afternoon or you may be on a zig-zag programme.

If you are told you are on a zig-zag programme then all students are divided into two groups: Group A and Group B. One group has lessons in the morning and activities in the afternoon, and the other group does the opposite. The groups switch each day.

### Third Day Feedback

On your third day, we will ask you to complete a short feedback form during your lesson. We want to make your stay as enjoyable as possible.

### End of Course Feedback

On your last day of lessons, you will complete a final feedback form to help us improve our programmes.

## The Journey MIDDLESEX

### Activities

Your activity programme includes entertaining activities, plus excursions. These are great opportunities to practise English while having fun.

Activities may include:

- Local visits
- Sports tournaments
- Arts and crafts
- Photo scavenger hunts

Evening activities may include:

- Games' night
- Quizzes
- Talent shows

Check the notice board for the daily programme and locations. Some activities may require sign-up, and plans can change.

### Discover London

Your programme will include trips into the city using public transport. You will access to a ticket or travel card – keep it safe, or you will need to pay for a replacement.

You will probably use the underground train, called “the Tube.”

Tube tips:

- Stand on the right on escalators
- Don't block walkways
- Let passengers get off the train first
- Wait for the Activity Leader before getting on
- Stay in the same carriage as your group
- Know which stop you need

# ACTIVITY CALENDAR

## WEEK 1



28 JUN

Activities are subject to change due to weather conditions, availability or any other unforeseen event.

| Time             | 7:00 - 8:30   | 8:30 - 12:30   | 12:45 - 13:45   | 14:00 - 17:45   | 18:30 - 20:00  | 20:00 - 21:30                       | 22:00  |
|------------------|---|----------------|---|---|--|-------------------------------------|--|
| <b>Sunday</b>    | <b>Arrival/Departure day / On Campus Activities</b>   |                |   |   |  |                                     |  |
| <b>Monday</b>    | <b>Breakfast</b><br><br>               | <b>LESSONS</b> | <b>Lunch</b><br><br> | Buckingham Palace & Royal Mile stroll   | <b>Dinner</b><br><br> | Welcome Party                       | <b>Good Night</b><br><br> |
| <b>Tuesday</b>   |   |                |   | Tower of London, Tower Bridge & Borough Market<br><b>Adventurer ~ Tower Bridge Entrance</b> |  | Sport activities in Sunny Hill Park |  |
| <b>Wednesday</b> |   |                |   | British Museum Treasure hunt  |  | Quiz Night & Board Games            |  |
| <b>Thursday</b>  |   |                |   | Covent Garden & Leicester Square  |  | Dutch Auction, Tote Bag Painting    |  |
| <b>Friday</b>    |   |                |   | Camden Market   |  | Graduation Party                    |  |
| <b>Saturday</b>  | A day trip to <b>Brighton</b> featuring the pebble beach and pier, the lively Lanes // <b>Discoverer ~ Royal Pavilion</b> |                |   |   |  |                                     |  |



## The Journey MIDDLESEX

### Excursions

Excursions let you explore famous places in the UK. EP Activity Leaders will guide you and show you important sights.

Entry to attractions like castles, museums, or galleries is usually included.  
During free time:

- Know the meeting point and time
- Stay in the correct area
- Explore in groups of at least four students

### Final Lesson & Departure

#### Final Lesson:

On your last day of lessons, you will receive your Certificate of Attendance. It shows your course details and your English level based on the CEFR.

#### Departure:

You will normally travel to the airport by coach. We plan the departure time so you arrive early enough to check in – usually at least 4 hours before your flight.

Check-out time depends on your coach pick-up. An EP staff member will check your room, collect your key, and return your deposit. Make sure you take all your belongings with you.

## Staying in the UK MIDDLESEX

### Weather

From June to August, the weather in the UK is usually warm and sunny. The average high temperature is 21.5°C, and the average low is 13.5°C.

But the UK weather can change quickly - from heat waves to heavy rain, sometimes you feel all four seasons in one day! Please bring a waterproof jacket or umbrella.

### Money


The money used in the UK is Pounds Sterling (£). There are 100 pence (p) in one pound.

**Coins:** 1p, 2p, 5p, 10p, 50p, £1, £2 **Notes:** £5, £10, £20, £50

Credit cards and contactless payments are accepted almost everywhere.

### British Customs

- Be polite – always say “please” and “thank you.”
- When walking in public, stay on the pavement, not the road.
- Leave space for other people to walk.
- The British love queuing (standing in line). Always join the back of the queue.
- Being on time is very important. If you are running late, tell someone.



## Welfare MIDDLESEX

At EP Centres, we want you to feel safe, happy, and cared for. If you ever need help, EP staff are always available.

### Supervision

During lessons, activities, and excursions, EP staff will supervise you. On average, there is one adult for every 20 students, there could be more depending on students' ages, classes have a maximum of 15 in each class.

### Homesickness

If you feel sad or miss home, talk to someone – the Welfare Officer, your teacher, or any EP staff member. We are here to help you feel better.

### If You Get Lost

If you get lost:

- Call your Group Leader immediately.
- If you cannot reach them, call the EP emergency number on your ID card.
- Tell us your name, your centre, and where you are.
- If you don't know where you are, describe what you can see (e.g., shop names).
- Follow the instructions until staff come to find you.

### Bullying

EP wants every student to feel safe. Bullying is not allowed. If someone is bullying you or making you feel uncomfortable, tell the Welfare Officer, your Group Leader, your teacher, or any EP staff member. Students who bully others may lose their right to join activities or be sent home. There is a warning system in place and depending on how serious the offense is, privileges may be removed or you might be sent home at your parents' expenses.

## Complaints MIDDLESEX

We want you to enjoy your stay. If something is wrong, speak to EP staff or your Group Leader so we can help. If you are still unhappy, follow the Complaints Procedure in your classroom.

## Student Code of Conduct MIDDLESEX

While staying at an EP centre, please behave respectfully and follow our rules and UK laws.

### General Rules

- Respect other students, EP staff, and campus staff.
- Show kindness to all cultures and religions.
- Do not leave the centre without permission and an adult.
- Do not damage property as it will be your responsibilities to pay for any damage.
- Attend all lessons and activities.
- Always wear your lanyard with your ID card.
- Do not be late.
- Only enter flats for your own gender.
- Smoking, alcohol, and drugs are not allowed.

### Activity Rules

- Listen to instructions and follow them.
- Do not take equipment without asking.
- Stay with your group.
- Stay within sight of activity leaders and group leaders, do not leave on your own.
- If you need to slow down and take a break, ask and activity pace can be adapted.

### Excursion Rules

- Be on time.
- Wear your lanyard with ID.
- Wear your seatbelt on the coach.
- Do not litter (throw rubbish on the street), always throw waste in bins.
- Do not leave the group.
- Bring a charged mobile phone.
- Know your stop if using public transport.
- Situational awareness – Be aware of your surroundings, keep an eye on what is going on around you (your group's movement, instructions, directions, traffic lights...).
- Do not use your phone while walking.
- Always tie your shoelaces to avoid falls.
- Remember meeting points and times.

## Student Code of Conduct MIDDLESEX

### Canteen Rules

- Wait in line – do not push or skip the queue.
- Allow everyone to be served before going back for seconds.
- Empty any waste in bins provided and return your plates, cutlery, and trays to the correct area.

### Classroom Rules

- Only use your phone if your teacher says it's OK.
- Use the restroom before class or during breaks unless it is an emergency.
- Speak English at all times.

### Law

- You must be 18 or older to buy alcohol or cigarettes in the UK. It is illegal for an adult to buy them for someone under 18.

## Emergency Numbers MIDDLESEX

- Police / Ambulance / Fire: 999 or 112
- Non-emergency medical: 111
- YL's MDX: +44 7465927278

## Health and Safety MIDDLESEX

### Health and First Aid

There is always a trained First Aider at the centre. If you feel unwell, tell the First Aid staff, your Group Leader, or any EP staff member.

### Personal Safety

London is safe, but it is still important to be careful:

- Don't carry a lot of money.
- Keep your phone hidden.
- Keep your bag closed.
- Watch out for pickpockets and thieves, especially in busy places.
- Don't carry your passport with you.
- Don't leave valuables around the school or your room.

### Road Safety

- Be careful when crossing roads.
- Cars drive on the LEFT in the UK.
- Look both ways and listen for traffic.
- Use zebra crossings and wait until cars stop.

### If You Get Lost

- Call your Group Leader or the EP emergency number.
- If you are not at the centre, ask a uniformed police officer for help.

## Questions and Answers MIDDLESEX

### What should students bring?

- Passport
- Padlock
- Pen and notebook (during induction, all students will be provided with a tote bag, a notebook and a pen so they only need extras if they want to)
- Sports clothes and trainers
- Comfortable walking shoes
- Sunglasses and sun cream
- Toiletries
- Refillable water bottle
- Raincoat and umbrella
- Travel adaptor
- Towels

### How much pocket money?

We recommend £100–£150 per week. Do not bring too much cash.

### Damage deposit

You must pay a £50 (or €50) deposit on arrival. You get it back if nothing is damaged and your key is returned.

### Can EP exchange foreign money?

No. You can exchange money at the airport, Post Office, supermarkets, or travel agents.

### Dietary needs

We can provide food for most dietary requirements. Tell us in the Registration/Booking Form and speak to EP staff on your first day so they may inform the canteen staff.

### Laundry

Laundry facilities are available (fees may apply). One evening in the week will be assign to your group to do laundry. EP staff will show you the laundry room and you are to gather your laundry and bring it there.

### Wi-Fi

All centres have Wi-Fi. Staff will give you the details when you arrive.

## Questions and Answers MIDDLESEX

### Meals

You will receive three meals a day (times may vary):

- Breakfast: 08:00–08:45
- Lunch: 12:30–14:00
- Dinner: 17:00–19:30
- Packed lunches are given on full-day excursions.

### Visitors

Friends or family can visit if your parents contact EP in advance, fill out a form and provide ID.

### Lost room key

Tell the Residence Coordinator or the Centre Manager. If the key is not found, the cost will be taken from your deposit. If the key is not found, you will have to pay for a new key.

### Changing class

If your class level feels wrong, speak to your teacher or the Director of Studies.

## Student Organisation MIDDLESEX

### Focus Groups

You will join focus groups during lessons to share your ideas and feedback.

### Notice Board

Check the notice board every day for:

- Staff information
- Daily programme
- Sign-up sheets (sign-ups are done online but might be best to do on paper so quicker and easier to track)
- Local information (shops, pharmacies, medical centres)

### Who's Who

- Student: You are here to enjoy British culture and make new friends.
- Teacher: Teaches your lessons.
- Director of Studies: Responsible for the academic programme.
- Group Leader: Looks after your group and keeps everyone safe.
- Activity Leader: Looks after students throughout the day, and leads excursions and activities.
- Centre Manager: Responsible for the whole centre.

# Take a look at your accommodation

## Middlesex University

Middlesex University's largest student hall is close to state-of-the-art sports facilities, with a TV lounge and study space. Platt Hall and Writtle House share the communal TV lounge and study rooms located at Writtle House, as well as all the private green space around the buildings too.

- 24-hour security
- Free high-speed Wi-Fi
- Welcoming community
- Food nearby
- Study rooms & open study area
- Green spaces
- TV lounge



**Address:**  
Plat Halls Chancellor Place,  
London NW9 5JJ

## Your room

Single 



YOUNG LEARNERS 2026

## About the residence MIDDLESEX

### Accommodation Type:

Residence with Single En-suite Room

### Cleaning:

Weekly house-keeping

### Laundry:

One wash load per week (fee may apply)

### Neighbourhood:

The neighbourhood has a relaxed, residential feel, with plenty of cafés, shops, and green spaces nearby, including Hendon Park and the large open areas of Hampstead Heath just a short bus ride away.

### Visitors/guests:

Guests are not allowed.

### Noise:

Residents are required to respect all other residents and maintain a level of noise that does not disturb others. Quiet hours are 10pm-8am.

### Smoking:

No smoking allowed.

### Reception/security desk:

24-hour reception including security personnel.

### Minimum stay

The minimum stay is 1-week.

**Check In:** After 3pm

**Check Out:** Before 9am



## Support for Parents MIDDLESEX

At EP, we understand how important it is for parents to feel informed and reassured while their child is studying abroad. We are committed to clear and responsible communication.

### Communication Protocol

In most cases, all communication with families will be made via the partner agent through whom the booking was arranged. This includes updates on:

- Attendance or unexplained absences
- Illness or medical concerns
- Behavioural or safeguarding issues


In the rare event of a serious emergency or where immediate contact is required, we may contact parents/guardians directly if it is deemed necessary for the child's safety or wellbeing.

### Staying in Touch

- Students are encouraged to stay in regular contact with families
- Wi-Fi is available in both the residences and the teaching centre
- Phone or video calls can be made during free time, especially in the evenings

### 24/7 Emergency Support

We operate a 24-hour emergency contact number for urgent situations. This number will be shared before arrival and is available to agents and families.

 Please only use this number for genuine emergencies, as it may be needed to support a student in immediate need.

We are here to safeguard your child's experience and wellbeing at all times.

## Giving a presentation MIDDLESEX

At EP, every student gives a presentation. This is your chance to show what you have learned during your time at camp in the UK.

### Why do a presentation?

Presentations are a great way to practise your English and develop your creativity.

You will use:

- Vocabulary
- Grammar
- Speaking
- Pronunciation
- Reading
- Writing
- Listening

Presenting also helps you feel more confident. It is a useful skill for school, university, and future jobs.

A presentation is also a fun way to share your ideas and experiences with others. You will learn how to plan, organise, and prepare your work – all important study skills.

### What can my presentation be about?

Your teacher will provide you with a presentation brief. Within that brief, you are free to be creative and choose something that is interesting to you. Examples briefs include:

- Culture sharing
- Inventions
- Food and drink
- Travel
- Creating videos or audios
- British culture

Create things you enjoy, when you are interested, your audience will enjoy it too. If you need help choosing, your teacher will help you with your ideas.

### Do I have to work alone?

No. You will work in small groups, which helps you learn how to share ideas and plan together. Before you showcase your project, you will learn the skills and language you need and you will present on Fridays.

### Can I use pictures or videos from my trips?

Yes, please do! Using photos or videos from your excursions is a great idea. Think about the places you visited and include anything interesting in your presentation. You can also use your Student Workbook to make notes for your presentations. At the end of the workbook, you will find useful language to help you present.

## Useful Language for Presentations MIDDLESEX

Giving a presentation in English can feel scary, but your teachers will help you prepare. Here are some helpful phrases you can use.

### Starting your presentation

- Good morning/afternoon everyone.
- Hello everyone! Today I'm going to talk about...
- Let me start by telling you what my presentation is about.
- As you can see, our topic today is...
- Our presentation is all about...

### Explaining the structure

- I will focus on three main points.
- Our presentation is organised like this...
- We can look at this topic in the following way...

### Talking about time

- Our presentation will take about X minutes.

### Handouts

- Does everyone have a copy of the handout?
- Don't worry about taking notes – everything important is on the handout.

### Questions

- If you have questions, I'm happy to answer them at the end.
- I'll take questions at the end of my talk.

### Organising your ideas

- My first point is...
- First of all, I'd like to talk about...
- Next, I'll focus on...
- Then I'll explain...
- Finally, I'd like to talk about...

### Using pictures or slides

- As you can see here...
- This picture shows...
- If you look at the screen, you'll see...
- Let me show you...

### Highlighting important information

- The most important thing is...
- I'd like to explain this in more detail...

### Ending your presentation

- In conclusion, I'd like to say...
- To finish, I'd like to say...
- Last of all...

## Keep Learning English after your Course MIDDLESEX

Learning English takes time, but small daily habits can help you improve quickly and enjoy the process.

### Use a Good English-Only Dictionary

- A monolingual dictionary (English → English) helps you learn meanings, pronunciation, grammar, and example sentences. Ask your teacher which one they recommend.
- Online dictionary: <https://dictionary.cambridge.org/>

### Get a Good Grammar Book

A grammar book with exercises and answers helps you study at home and focus on the areas you find difficult. Your teacher can help you choose a good one.

### Organise Your Notes

Keep your work tidy by making sections for:

- Grammar
- Vocabulary
- Writing
- Reading
- Listening
- Speaking
- Pronunciation
- Homework

A small vocabulary notebook is also very useful.

### Review Your Lessons Every Day

Reviewing something 24 hours after learning it helps you remember it for longer. Even 20 minutes a day makes a big difference.

### Learn From Your Classmates

Everyone learns differently. Ask your classmates:

- How they remember grammar
- How they learn new words
- How they practise speaking
- Try their ideas and keep the ones that work best for you.
- Organise vocabulary by topic or alphabetically, and include:
  - Meaning
  - Spelling
  - Part of speech
  - Pronunciation

Use colours or pictures to help you remember.

## Ideas for Learning New Words MIDDLESEX

- Use a monolingual dictionary to learn meanings, pronunciation, grammar, and common word combinations.
- Keep vocabulary notes organised.
- Use colours and pictures.
- Review often – little and often is the best way.

## Useful Apps for Learning English MIDDLESEX

### Learn English Grammar (App)

Thousands of grammar questions from beginner to advanced. Great for short daily practice.

### Duolingo

Fun and easy to use. Practise vocabulary, sentences, and speaking. <https://www.duolingo.com/>

### MemRise

Helps you learn and remember new words. Works offline too. <https://www.memrise.com/>

Download the [Quizlet](#) app – create your own set of flashcards, practice and test yourself!



## Learn at Home MIDDLESEX

Here are some great websites to help you practise English at home.

### Listening

**TED Talks** – Interesting talks in English on many topics. [🔗](#)

<https://www.ted.com/talks>

**Podcasts in English** – Short podcasts with activities. [🔗](#)

<https://www.podcastsinenglish.com/>

**ESL Lab** – Listening exercises and vocabulary practice. [🔗](#)

<https://www.esl-lab.com/>

### Speaking & Pronunciation

**ESL Café** – Grammar help, slang, chat rooms, and more. [🔗](#)

<https://www.eslcafe.com/>

**ESL Discussions** – Practise answering questions on many topics. [🔗](#)


<https://www.esldiscussions.com/>

**Train Your Accent** – Speaking and pronunciation practice. [🔗](#)


<https://www.trainyouraccent.com/>


## Learn at Home MIDDLESEX


### Grammar & Vocabulary


**BBC Learning English** – Courses, videos, and exercises.   
<https://www.bbc.co.uk/learningenglish/> (bbc.co.uk in Bing)

**Cambridge Dictionary** – Excellent online dictionaries.   
<https://dictionary.cambridge.org/>

**Linguapress** – Grammar guides, crosswords, and word games.   
<https://linguapress.com/>


**EnglishClub** – Lessons, games, videos, quizzes, and chat.   
<https://www.englishclub.com/>

**ESL Games World** – Grammar and vocabulary games.   
<https://www.eslgamesworld.com/>

**A4ESL** – Self-study grammar quizzes.   
<https://a4esl.org/q/h/grammar.html> (a4esl.org in Bing)


### Reading


**News in Levels** – News stories written at three levels.   
<https://www.newsinlevels.com/>


**ESL Fast** – Short reading texts for beginners to intermediate.   
<https://www.eslfast.com/>


**Penguin Readers** – Books for all levels, many with audio.   
<https://www.penguinreaders.co.uk/> (penguinreaders.co.uk in Bing)

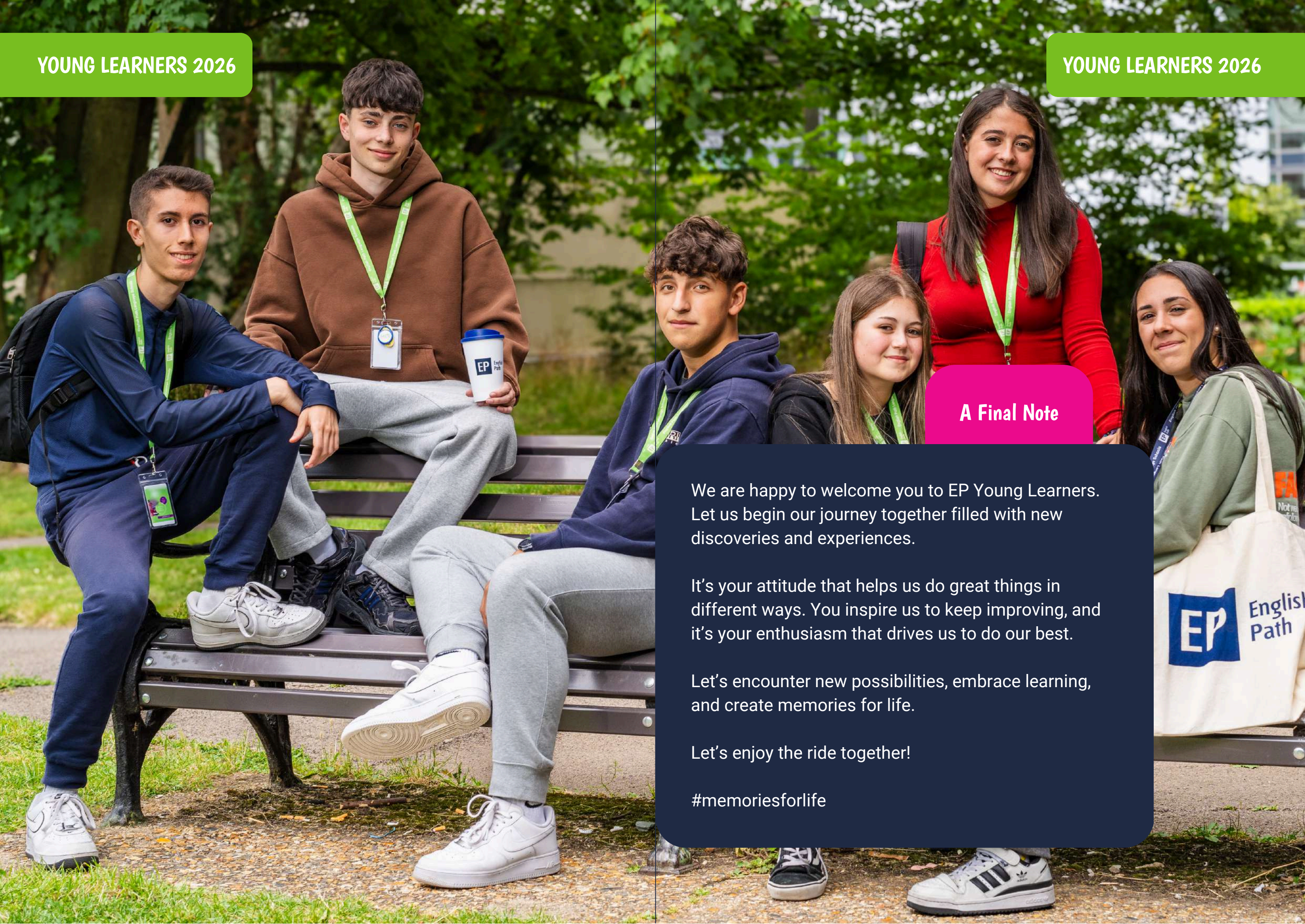
### Mixed Skills

**ManyThings.org** – Videos, audio, grammar, vocabulary, and stories.   
<https://www.manythings.org/>

**ESL Point** – Thousands of learning materials by level.   
<https://www.eslpoint.com/>

Larry Ferlazzo's Lists – Links to excellent learning websites.   
<https://larryferlazzo.edublogs.org/> (larryferlazzo.edublogs.org in Bing)

**APACALL Web Reviews** – Short descriptions and links to many ESL sites.  
  
[http://www.apacall.org/member/sonjb/projects/web\\_reviews/websites.a  
sp](http://www.apacall.org/member/sonjb/projects/web_reviews/websites.asp)



### A Final Note


We are happy to welcome you to EP Young Learners. Let us begin our journey together filled with new discoveries and experiences.

It's your attitude that helps us do great things in different ways. You inspire us to keep improving, and it's your enthusiasm that drives us to do our best.

Let's encounter new possibilities, embrace learning, and create memories for life.

Let's enjoy the ride together!

#memoriesforlife



@englishpathschools

EP Middlesex The Burroughs,  
London NW4 4BT



 [younglearners@englishpath.com](mailto:younglearners@englishpath.com)

## All Young Learners centers

**EP Middlesex**  
The Burroughs, London NW4 4BT

**EP Dublin**  
Clarinda Park North, Dun  
Laoghaire Co. Dublin Ireland

**EP Paris**  
98 Rue Didot, 75014 Paris, France

**EP Malta**  
West Block Marguerite  
Mangion Street St.  
Julian's Malta STJ 3180

**EP Dubai**  
EP Block 3, Dubai Knowledge  
Park, Al Sufouh 2, Dubai, United  
Arab Emirates

**EP Toronto**  
36 Victoria St, Toronto, ON M5C  
1H3, Canada

**EP Brisbane**  
Level 3/4 115 Queen Street  
Brisbane, Queensland 4000,  
Australia

