



English
Path



Student Handbook

2025

Brisbane

CRICOS Provider Code: 04187G



Welcome to
English Path.

This guide will help
you make the most
of your experience
at EP Brisbane.

Contents

About Brisbane 4

About the school..... 6

About your course 8

Accommodation..... 11

 Homestay..... 12

 Hostel..... 13

Social programme..... 15

Recommendations..... 16

When you arrive 17

Finding work in Brisbane..... 21

Study tips 22

Airport transport 23



About Brisbane



Famous landmarks

- Streets Beach, Southbank, Moreton Bay, Tangalooma, access to Gold Coast and Sunshine Coast, less than 1 hour from Seaworld, Movieworld, Dreamworld and Water Parks, less than 1 hour from Australia Zoo.



City personality

- Brisbane is a river city built around the snaking Brisbane River and Moreton Bay. Easily accessible. Bike and scooter friendly. Strong cultural heart. Academic. Easy going and sub tropical climate..



What makes this city unique?

- Home of the 2032 Olympics, amazing year-round climate – warm summers, mild winters. Brisbane days rarely drop below 20 degrees and rarely exceed 30 degrees. A short trip to Australia's playground – The Gold Coast. Whale watching highway. Stunning riverside walks and bikeways.



Transport within a 10-minute walk

- Train, Bus, CityCat Ferry



Cuisines within a 20-minute walk

- Australian, British, Chinese, European, French, Greek, Indian, Italian, Japanese, Korean, Mexican, Middle Eastern, Seafood, Thai, Vegetarian, South American.



Alternative things to do

- Go rock climbing or kayaking on the Brisbane River, or wander through the inner-city tropical gardens and parks. Hike up to Mount Coot-tha for great views of the city and bay. Check out the video game and pinball capital of Australia, catch a show in the theatre district, or enjoy a meal by the river.

5

Reasons to choose this city

1

Incredible year-round weather

2

Safe environment

3

Located between the stunning Gold Coast in the South and Sunshine Coast in the North

4

Excellent Public transport with bus, train and CityCat Ferry service

5

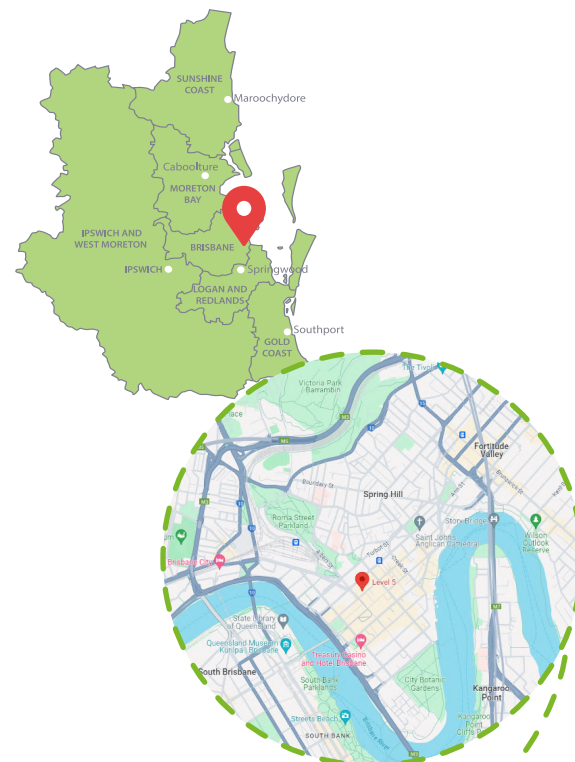
More affordable than Australia's largest cities – Sydney and Melbourne



Why choose to study in our Brisbane school?

- **Located** in a heritage building surrounded by vibrant city life on Queen Street.
- Right in the **heart of Brisbane** – just 5 mins from Central Station, 2 mins from Central Busway, and next to Queen Street Bus Station!
- Boutique campus with **easy access** to shops, restaurants and cafes.

*Additional weekend excursions are offered during summer.



Find us on Google maps

Address: Level 3/4 115 Queen Street
Brisbane, Queensland 4000, AUSTRALIA

Phone: +61 7 3012 9812
Emergency phone: +61 480 682 916
For counselling support and guidance please contact
Mark Bailey on mbailey@englishpath.com or on +61 461 331 754

Staff



Meet the team



- **Languages spoken by staff:** English, Japanese.

Services & facilities

- **Floors:** 1
- **Total number of classrooms:** 8
- **School facilities:** Student lounge, library, break-out area with kitchen, Wi-Fi included, 4 x Elevator, modern & spacious classrooms with smart TVs or interactive whiteboards, AC/Heating.
- **Other services provided:** Social activity events and advice, airport transfer, accomodation service
- **Levels of English offered:** Elementary to Advanced
- **Reception:** The friendly **Student Services** staff can direct you to your EP classroom. A Student Services Officer and Director of Studies will always be present to answer any questions you may have.

School holidays & Australia public holidays

The school will be closed on the dates listed below. Please make sure to book your course and accommodation accordingly. Course days that fall on a public holiday will not be reimbursed.

Public holidays will be:

- **2025:** 01 Jan, 27 Jan, 18 Apr, 21 Apr, 25 Apr, 5 May, 13 Aug, 6 Oct, 25-26 Dec.

If Monday is a public holiday, your first day of school will be on Tuesday.



Close to your EP school

Our centrally located school is walking distance to:

Cafes and restaurants 1-5 minutes	Streets beach/ Southbank 10-15 minutes
Grocery store 2 minutes	Riverside 5 minutes
Post office 5 minutes	Story Bridge 15 minutes
Bank/ ATM 2 minutes	Gold Coast 50-70 minutes
Gym 3 minutes	Sunshine coast 70-90 minutes
Subway station 5 minutes	

Need help? Not satisfied? Have a problem?

At EP we believe that communication and an open-door policy is key to efficiently resolving any issue you might have. If you need help, are not satisfied with one of our services or you need advice, please talk to our staff at school. They will be able to help and assist quickly with any concerns you might have.

First day at school

- Induction starts at 08:45 am.
- This includes a placement test, an induction presentation about the school and academic programmes and the distribution of class timetables.
- A tour of the local area.
- A free welcome lunch.
- Classes begin after first break on your first day.
- On their first day, students are expected to bring their passport and proof of medical or travel insurance if they have a student visa..

Your weekly class timetable

	Hours per week	What	Lesson times
Classic Morning (Non student visa holder)	15	General English	09:00 - 12:15
Semi-intensive Morning	20	General English + IELTS Preparation Course	09:00 - 13:30 (Mon - Fri)

Courses

- **Classic Morning**
15 hours per week
- **Semi-Intensive Morning**
20 hours per week
- **One-to-one**

Please let us know if you have any specific requirements, and we'll do our best to accommodate them.

Extracurricular activities

- Monthly course tutorials
- Conversation clubs
- Study Clinics

Our General English + IELTS Preparation Course CRICOS Course Code: 113974F

The college offers a dedicated General English and IELTS Preparation course designed to help students improve their English language skills alongside learning test-taking strategies needed to succeed in the IELTS exam. Taught by experienced and qualified instructors, this course focusses on all key areas of the test — Listening, Reading, Writing, and Speaking — while also enhancing overall English proficiency.

Whether you're aiming for academic or general training, our IELTS course is a great way to boost your confidence and performance on exam day.

Teaching methodology

At the college all classes are delivered face to face using the communicative approach which means:

- A focus on speaking.
- Interactive lessons.
- Noticing students' gaps and reacting to them.
- Going beyond the textbook.
- English for real life outside the classroom.
- Understanding each student's individual needs.

All EP teachers are trained in this approach from their first day, so students have the same experience in all levels at all EP locations.

Assessment methodology

- Weekly test

School material

Books: English File 4th Edition, 3rd Edition, Empower 2nd Edition, Speak Out and Language Hub.

Additional material used: Audio, digital presentation material, authentic materials.

All materials are provided to the students and covered in their Material Fee.

Students

Average number of students per class: 12

Average age of students*: 27

Nationality mix*: Brazil, Colombia, Japan, Korea, Taiwan, Spain, Italy.

End of course certificate: You will receive a course certificate at the end of your course.



Student grievance and dispute resolution procedures

At the college, we want you to have a positive and enjoyable experience while studying with us. We strive to provide high-quality service in all aspects of your learning journey. However, if you have any concerns, grievances, or issues, we encourage you to let us know—we are here to help!

If you have a problem, the college has a complementary counselling service with staff available for private sessions several hours per week. Simply ask our reception team to arrange an appointment. The college guarantees to respond in a professional and friendly manner and will provide an official response within 10 days of receiving a complaint.

External support and mediation

At any stage, you have the right to seek independent advice or have an interpreter present during discussions regarding your complaint. If required, you may contact an external mediation service such as the Brisbane counselling Centre (BCC) or the Overseas Student Ombudsman (OSO) for assistance.

Brisbane Counselling Centre (BCC)

- **Address:** Level 7, 87 Wickham Terrace, Brisbane QLD 4000
- **Phone:** +61 7 3831 4452
- **Email:** admin@brisbanecounsellingcentre.com.au

Overseas Student Ombudsman (OSO)

- **Address:** Level 22, 215 Adelaide Street, Brisbane QLD 4000
- **Phone:** 1300 362 072

These services operate independently from the college and have trained professionals who specialise in education-related disputes.

NOTE: You may also nominate another person to represent you during the resolution process.

Deferring, suspending, or cancelling a course

Once you have enrolled, your course can only be deferred, suspended, or cancelled if there are compelling or compassionate reasons. These circumstances must be:

- Submitted in writing to the college
- Supported by relevant evidence (e.g., medical reports, personal circumstances)

You may also cancel your own enrolment at any time, but be aware that this may impact your student visa status.

Critical incident response plan

At the college, the safety and well-being of our students are our highest priority. A critical incident is a traumatic event or situation that poses a serious risk to a student's health, safety, or well-being. This may include, but is not limited to:

- Serious injury or illness
- Mental health crises (e.g., self-harm, suicidal intent)
- Natural disasters (e.g., floods, fires, severe storms)
- Violent incidents (e.g., assault, harassment, threats)
- Missing students
- Death (student, staff, or immediate family)

All critical incidents must be recorded and reported. A Critical Incident Report Form will be completed, and the incident will be documented securely by the college management.

Changing address

It is essential that you keep the college updated with any changes to your address, email, or mobile number while studying with us.

- If you are on a Student Visa, failing to update your address may result in visa cancellation without notice!

Accommodation

Accommodation is a vital part of your experience in a new country. Your new home is an important part of your study experience. Each school has specially chosen options to help you make the most out of your stay. Homestay and student residences offer different accommodation experiences, but always meet the highest EP standards.

* Please note all accommodation options are based on availability. Please make sure you check with your representative if we have availability.

What accommodation option should I choose?

The choice of accommodation depends on your preferences, needs, and budget. Below are some important factors you need to consider.

Homestay*



- Immerse yourself in local culture & customs.
- Host assistance for questions.
- Towels, kitchen utensils, and more are provided.
- Budget-friendly.



- May not be as social.
- Host rules may apply.
- It could be up to 60 mins travel.

Student residence* / hostel

- Budget-friendly.
- Easy access to good facilities and nearby amenities.
- Easier to socialise.

- Noise levels might be high.
- Might be sharing facilities with other students.
- You might not be able to choose

Shared apartments

- Meet other students from all over the world.
- Easier to socialise.
- Can be more affordable.

- May have to deal with shared chores and responsibilities.
- You might not be able to choose your flatmates.

Booking student accommodation in 3 simple steps

Step 1

You can indicate your preferred type of accommodation on the application form during your enrolment for a course.

Our Student Services team will record your preferred choice of accommodation.

Step 2

EP will only be able to secure the accommodation option once the invoice has been paid.

Our team will send you the accommodation confirmation with further details regarding your selected option.

Step 3

You will need to confirm your arrival and send your flight details to our team, as soon as the flight is booked and no later than one week before the flight date. Our team will then be able to book and confirm your accommodation and/or transfers and provide more details within the confirmation document.

*If you arrive at a residence or homestay between 22.00–08.00 you may be asked to book alternative accommodation in a hotel on the first night due to late/early arrival at the accommodation.

Homestay

Special Half Board	2 meals per day (breakfast, dinner) from Monday to Friday. 3 meals per day Saturday and Sunday. 16 meals per week.
Dinner only	1 meal per day (dinner) from Monday to Sunday. 7 meals per week.
Self catering	No meals provided. Student will be able to cook in the kitchen

- The average commute is between 40-60 minutes by public transportation.
- Live in the home of a local resident.
- Comfortable, safe environment with meals prepared for you.
- Opportunity to practise English with your Host.

Things students need to bring

Toiletries, personal items to make student's room feel at home, prescription medication, SIM card (these can be purchased near the school), a small gift for the host family (not required)

Meals provided

Yes (depends on booking type, please refer to the table at the top of the page).

Breakfast: Breakfast is usually a light meal consisting of cereal, fruit, toast, juice, or coffee. Hosts will usually ask you prepare your own breakfast.

Lunch (If full-board): Your host family will prepare a packed lunch for you, which usually consists of a sandwich, fruit and a drink.

Otherwise: You will be responsible for buying your own lunch at school, from a local restaurant, or the local shops.

Dinner: You will usually eat dinner with your host, or occasionally you may prepare your own meal with food supplied by your host.



Services included

Bed linen, towels, telephone use for emergencies, students need to make sure to discuss laundry with their host family after they arrive as laundry facilities will depend on your individual homestay.

Extra cost of services: No.

Will the homestay arrange to pick up the student from the airport?

Sometimes. Please book your airport transfer with your EP school. The transfer to your accommodation will then be organised accordingly and may be arranged by either the family or a transfer service.

Transport to school

Your host will help you to find your way to and from school on your first day and will show you how to use public transport.

Where are the host families located?

Metropolitan Brisbane area

Additional information

Homestays are a 40–60 minute commute to the school.

BUNKBrisbane

Discover modern comfort in the heart of the vibrant Fortitude Valley district. Each stylish studio features contemporary furnishings, fully-equipped kitchens, and high-speed Wi-Fi. Enjoy stunning river views, vibrant local culture, and easy access to Brisbane city centre. Experience the perfect blend of luxury and convenience at BUNKBrisbane and just a short walk from the centre of the city or the QR Fortitude Valley Train Station.

- Share Dorms, Private Rooms
- Swimming Pool
- Secure Swipe Card access
- Laundry facility on site
- Community kitchens
- Free unlimited High Speed Wi-Fi
- 24hr Reception

Address: 21 Gipps Street, Fortitude Valley, QLD 4006

About the hostel

Accommodation types:

- Share Dorms (4, 6, 8 person; Female only dorms)
- Private Rooms

Bedrooms: The bedroom contains the following: bed, pillow, bedding.

Bed size: Single bed / Bunk bed.

Bathroom: Bathrooms available on all floors.

Kitchen: Share communal kitchen.

Facilities: Spacious lobby, Bar/ Restaurant on site, WIFI included. (See above for all facilities)

Extra costs facilities: Laundry room onsite.

Neighbourhood: Fortitude Valley is the centre of the Brisbane nightlife scene. The property is located in a vibrant hub close to all amenities such as supermarkets, pharmacies, Doctors. Downtown Brisbane is only a short 15 min walk away.

Visitors/guests: Are welcome to book their own room.


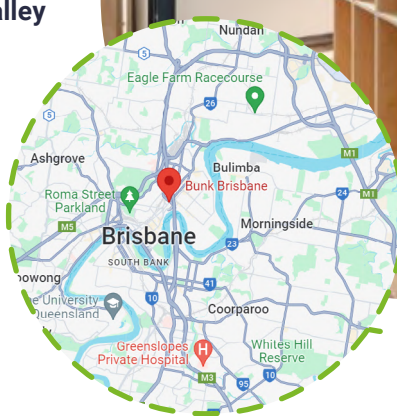
Noise: Residents are required to respect all other residents and maintain a level of noise that does not disturb others. Quiet hours are 10pm-8am.

Smoking: All facilities and residents' rooms are non-smoking.

Reception/security desk: 24hr fully staffed Reception Desk.

Accommodation location: 20 mins from the centre of the city and EP Brisbane campus, close to all bus, train and ferry routes.

Cleaning service: The room is regularly maintained by the Bunk team.





Social programme

Brisbane is Australia's third largest city (and one of the largest space-wise in the world) and it is known for its relaxed lifestyle and mild year-round weather.

With Streets Beach and Southbank being just minutes from the city centre and the Brisbane River snaking throughout the city there is always somewhere to go! As the campus grows and expands a more diverse and vibrant social programme will develop.

- Examples of social activities**
- Ten Pin bowling \$25
 - Canoeing trip \$50
 - Story Bridge Climb \$140
 - Attend football game \$30
 - Dreamworld \$120
 - Movieworld \$120
 - Lone Pine \$39
 - Mt Cootha Lookout \$1
 - Picnic at Streets Beach \$Free

Sample of things to do in Brisbane



Sample timetable

Mon	Tue	Wed	Thu	Fri	Sat/Sun
Streets Beach	Museum and Cultural Centre	Botanic Gardens	Escape Room	Pub Night	Dreamworld

GOLD COAST

Travel time: 1 hours, price of return ticket: \$48

SUNSHINE COAST

Travel time: 1-1.5 hours, price of return ticket: \$60

Recommendations

Checklist & other useful information

Here are a few important items that you should bring with you:

- Passport
- Acceptance letter
- Accommodation letter
- Proof of health/medical/travel insurance
- A bit of cash and credit/debit cards/Apple or Google Pay
- Weather-appropriate clothing (depending on the season you come to Brisbane)
- Adaptor for electrical appliances (230V three pin)
- Prescription medication and medical records
- Emergency information

Before you leave your country

Here are some important things you need to know to make your arrival as smooth as possible. Use our checklist to ensure you don't forget anything and are prepared for the exciting times ahead.

Pocket money

Recommend weekly budget: \$250 (excluding accommodation). This should cover expenses, laundry, local travel and activities. You will need additional money if you want to take weekend trips. Bring \$100 with you in cash and a debit or credit card. You will need to check with your financial institution to make sure you will be able to withdraw money from an Australian ATM. Do not bring foreign currency. It is not wise to carry around large amounts of cash.

Clothing

Most students dress casually for classes, but you should bring nice clothes for going out and sportswear for sports and outdoor activities. The climate is changeable and maybe different from your own. The typical temperature is 20-29°C in the summer and 10-22°C in the winter. Brisbane experiences Tropical Spring and Summer rain and occasional colder Winter rain.

Electrical current

Standard voltage in Australia is 230 volts; remember to bring an adaptor with you or buy one when you arrive.

When you arrive in Brisbane

Arriving at the airport in a foreign country can be overwhelming. To better prepare yourself, make sure that you have read the information below about your arrival and how to get to your accommodation. If you get lost or confused upon arrival, don't be afraid to ask the airport staff for help as they will be happy to give assistance.

The college transfers

Students should arrive at Brisbane International Airport. Occasionally Students may arrive at Coolangatta Airport (Gold Coast) which is around 1 hour from Brisbane – additional and larger Airport Transfer costs would apply. We request that you book your flights according to the starting date of your specific programme. You must arrive on the Saturday or Sunday prior to your course start date. If you have booked a transfer service, a driver will meet you outside the customs area and drive you to your homestay or residence. Please ensure you arrange and pay the transfer fee in advance.

Transfer service emergency contact details

If you have any flight changes, miss a connecting flight or need help meeting the transfer service, you should call one of the following emergency numbers. Please be prepared to tell them your name, school name (English Path) and location. Students should only accept a transfer from a greeter with the official English Path signage.

Transfer service emergency number:

+61 480 682 916

Independent transfers

Uber cost: \$40-60, journey time: 20-40 minutes depending on location

Taxi service cost: \$45-70, journey time: 20-40 minutes depending on location

Public transport: From the beginning of August, Brisbane will trial all Public Transport for only 50c. (This will be the cheapest in Australia!)

Cost of living in Brisbane*

- Room in shared flat (normal area): \$308 / week
- Studio apartment (central): \$481 / week
- Public transport (monthly pass): \$163
- Local bus ticket: .50c to \$3.55
- Local subway ticket: .50c to \$3.55
- 8km taxi ride: \$32
- Monthly utilities (for 1 person): \$158
- Mobile plan (with data): \$45
- Monthly gym membership: \$72
- 1L Milk: \$2.30
- 1kg Rice: \$3.58
- Can of coke: \$3
- Coffee: \$2-6
- Dozen eggs: \$6.19
- Bread (500g): \$3.26
- Apples (1kg): \$4.75
- Sandwich: \$10
- Basic lunch w/ drink (CBD): \$22
- Dinner for 2 (mid-range): \$103
- Takeaway pizza: \$15
- Cappuccino: \$5.69
- Cinema ticket: \$22
- Scooter/bike hire (per use est.): ~\$10

*Prices correct as of 01/04/2025

Local customs

- Women in Australia are equal to men and should always be treated fairly.
- Australian people talk to strangers in public. This is a great way to practice English, but caution should be taken. You should not give out your address and telephone number, or accept inappropriate invitations.
- **"Please"** and **"thank you"** are very important words! Always use them if you ask someone to do something for you, or if they help you or give you information.
- Australia is a culturally diverse nation where people of all ethnic backgrounds are treated equally.
- Tipping in restaurants or for other services is rarely required in Australia but can be offered in high end restaurants or for outstanding service anywhere. If you choose to tip it should be no more than \$5. Fast food is not tipped but you could offer a tip for exceptional service if food is delivered promptly or perhaps in bad weather.

Health and safety

- **Medical insurance:** All students must have travel or medical insurance/OSHC (Student Visa Holders) for the duration of their stay in Australia. They can either book medical insurance offered by the college or they can choose their own.
- **If you get sick:** If you get sick while in Australia you should visit a doctor. You can ask the Student Services team or your host family and ask where the nearest doctor is. If you have a minor illness you can ask staff at a local pharmacist for advice. Remember to bring any relevant insurance or medical documentation with you.

- **Protecting your belongings:** We strongly recommend you take out travel insurance for your personal belongings, especially cameras, music players, mobile phones and laptops. Personal items cannot be covered by the college homestay or residence insurance.
- **Prescription medication:** Remember to bring enough of your prescribed medication with you as Australian pharmacists will not dispense a foreign prescription. International customs agents may ask you questions about your medication upon your departure or arrival, so be sure to pack it carefully. Bring any important medical records (blood type, prescriptions, x-rays) that might be useful for medical care abroad as well as contact information for your health care providers at home.
- **Staying safe at school:** If you or another student has an accident or needs urgent medical attention, please come to reception where the First Aider is located.
- **Fire safety:** If you discover a fire, press the fire alarm button on the nearest alarm. Leave the building immediately via the fire exit. Make sure you tell a member of EP staff exactly what happened so they can call 000. If you hear the fire alarm, leave the building immediately. Do not run, use the lift or stop to collect your belongings. EP staff will guide you to the fire exit. Go to the assembly point. Follow any instructions given by a member of EP staff and do not go back into the building until you are told to do so by EP staff.
- **Personal safety and looking after valuables:** Brisbane is generally a safe place but, as with a lot of big cities, you should always be alert. Some tips are: Be alert when you are walking alone at night. Avoid carrying large amounts of cash. Do not leave your belongings unattended. In Australia, you do not need to always carry your identification card or passport with you, you can keep it at home and carry a picture of your ID on your phone or a photocopy in your bag.

Emergency services

Call 000 in case of fire, a medical emergency or if you need the police.

Medical costs

Medical costs are at the discretion of your local doctor or hospital. Minimum medical costs are as follows:

- Consultation with a doctor: \$75-100
- Prescriptions at a chemist: \$5-30 per item
- Dental treatment: \$150
- Eye test or new glasses: \$100

Please note that students who have Overseas Student Health Cover (OSHC) may be eligible for 'no gap' service covering their visit. Students are welcome to come and speak to reception for a list of recommended Doctors.

Laws

- No one under the age of 18 in Queensland may buy or consume tobacco or alcohol, including beer and wine. It is against the law to buy tobacco or alcohol for someone you know who is under the age of 18.
 - Driving under the influence of alcohol is a very serious crime and police make regular random checks.
 - You will need international ID to enter bars, clubs or pubs (e.g. Passport, ID card, driver's license).
 - Buying, selling and using drugs is illegal.
 - For Fees, Refunds, and Cancellation Policies - Please see the college Price Guide
- Students should make themselves familiar with Australian Law and Queensland Law. You are subject to both. www.australia.gov.au/information-and-services/public-safety-and-law **and** www.legislation.qld.gov.au

First aid

If you sustain a personal injury while at the college, you must report it immediately to your teacher or a staff member.

- A first aid kit for minor injuries is available at reception.
- All staff are informed about first aid procedures during their induction.
- A Critical Incident Report must be completed by the person who witnessed the incident, and the details will be recorded accordingly.

What is OSHC?

OSHC (Overseas Student Health Cover) is mandatory health insurance for international students on a Student Visa in Australia. It helps cover the cost of:

- Doctor visits
- Hospital stays
- Emergency ambulance
- Some prescription medicines

How to use OSHC?

1. Find a Doctor (GP) – Use your OSHC provider's website to locate bulk-billing doctors near you.
2. Show Your OSHC Card – Always carry your OSHC card or digital version.
3. Claim Refunds – If you pay upfront, submit a claim on-line to get reimbursed.

Where to get help?

- Check your OSHC provider's website for nearby doctors and hospitals.
- Call 13 HEALTH (13 43 25 84) for free medical advice.

Your OSHC must cover your entire student visa duration – check your policy expiry date!

Need help? Contact your OSHC provider:

Allianz OSHC – 13 67 42 www.allianzcare.com.au
 Bupa OSHC – 134 135 www.bupa.com.au
 Medibank OSHC – 134 148 www.medibank.com.au
 Nib OSHC – 1800 775 204 www.nib.com.au
 AHM OSHC – 134 246 www.ahmoshc.com.au



Course Progress Requirements

At English Path, we are committed to supporting your academic success.

This means you should:

- Attend and actively participate in all classes
- Complete all assessments and classwork to the best of your ability
- Demonstrate sufficient improvement across core English skills (reading, writing, listening, speaking)

We regularly monitor your progress, and if you're identified as not meeting academic expectations, you will be placed on an Academic Intervention Strategy. This may include one-on-one support, extra resources, or an individual learning plan.

Student Visa holders must achieve at least 50% or higher in your assessments over the course duration

If your progress does not improve after intervention, you may receive a Notice of Intention to Report for Unsatisfactory Course Progress, which could result in your enrolment being reported to the Australian Government and potentially impacting your student visa.

If you're struggling due to personal, medical, or other compassionate circumstances, please speak to your teacher or the Director of Studies. We're here to help.

Attendance requirements

Regular attendance is essential for academic success and is a requirement for students studying at the college. Maintaining good attendance ensures that you make steady progress in your course and stay compliant with visa conditions if you are an international student.

Minimum attendance requirement

Students must attend at least 80% of their scheduled classes in each study period.

Attendance is monitored regularly, and students who fall below the required percentage will be identified as at risk.

If you are on a Student Visa, failing to meet the 80% attendance requirement may result in being reported to the Australian Government, which could affect your visa status.

Absences & medical leave

If you are unable to attend class due to illness or other compassionate reasons, you should provide a valid medical certificate or supporting documentation.

Students who miss classes without an approved reason or for 5 consecutive days will receive a formal warning.

If your attendance continues to decline, you will be required to meet with the Director of Studies to discuss your progress and any necessary intervention strategies.

What happens if your attendance is too low?

First Warning – If your attendance falls below 90%, you will receive an attendance warning.

Second Warning & Intervention – If your attendance drops below 85%, you will be required to attend a support meeting with the Academic Team to discuss your situation and any support available.

Final Warning & Possible Reporting to the Australian Government – If your attendance falls below 80%, you may be reported to the Australian Government, which could impact your student visa status.



Student code of conduct

Be on time for all your lessons.


Always tell the college if you are going to be absent from school for any reason and tell your host family if you are going away overnight.

Be respectful, polite and open to different cultures.

- Expectations for student behaviour and discipline
- Consequences of misconduct, including academic dishonesty (plagiarism), harassment, or disruptive behaviour

- Anti bullying and discrimination policies

To view the Student code of conduct, please scan the code below.



Finding work in Brisbane



Persistence is key when looking for a job! Try these job search websites:

Here are a few important items that you should bring with you:

- www.seek.com.au
- www.gumtree.com.au
- www.sunbristane.com.au
- www.au.indeed.com



Seasonal work opportunities

There are also seasonal job opportunities in Australia, such as fruit picking after your studies. Check <http://jobsearch.gov.au/harvesttrail/> for more details.

If you need further visa or work guidance, our staff at the college are happy to assist!



Our teachers can help you write a professional CV and provide job interview tips during workshops.

Work readiness checklist:

- Apply for a Tax File Number (TFN) – www.ato.gov.au (Takes ~2 weeks to process)
- Open an Australian bank account
- Ensure you have a valid visa
- Consider additional qualifications (e.g., Responsible Service of Alcohol (RSA) for bar work or a Barista course for café jobs)

Study tips



Study skills

Study skills are how we can organise and improve our learning. For example, what do we do when we learn a new word? Do we make notes? How? It's very important that we are organised in the way we learn, so that we have much better chance of remembering the language and can use it correctly in the future. We would like to teach you some ways to keep learning and improving your English skills. If you practice these Study Skills, it will help you to continue your English language learning wherever you are.

Using a dictionary

Dictionaries are a useful resource for researching different meanings, collocations, examples of use and standard pronunciation. Use a mono-lingual dictionary and focus on understanding the meaning rather than the translation of individual words. Translating individual words can often lead to misunderstandings. A great big paper mono-lingual dictionary is best but Cambridge, for example, has an advanced learners' dictionary at www.dictionary.cambridge.org, which is easy to use and provides examples of word use.

Learning vocabulary

When you record vocabulary, you should also include longer phrases like phrasal verbs (e.g. get away with), multi-word expressions (e.g. How's it going?), idioms (e.g. raining cats and dogs), and collocations (e.g. take a chance). Please see the language bank, irregular verbs and phonemic chart in our blog.

Tracking your progress

As well as placement, weekly and monthly testing, there will be a group study skills session every four weeks where your teacher will give feedback to the class and tips about how to improve in the areas you need help with.

Useful links:

- bbclearningenglish.com
- englishclub.com
- lyricstraining.com
- ted.com
- voscreen.com



Learning resources

Listening - what to listen to?

Try to listen to as many different types of spoken English as possible, to improve your listening. You can find lots on the internet:

- Music and songs
- TV shows, the news and films
- Speeches and interviews
- Audiobooks

Writing - what to write?

Getting the new language you've learnt on paper can really help to consolidate your learning. Think about the language you've learnt that week and try the following:

- Write an email to a friend/teacher
- Write a diary/journal
- Write a shopping list

Reading - what to read?

There's so much you can read to practice your skills; it doesn't have to be a book. You can read signs, newspapers, or even the back of food packets!

- Find an interesting article online?
- Choose a book you've read in your own language and get reading!

Find an e-book and read it on your daily commute. This site has lots of free ones: gutenberg.org

Further study in Australia or another EP campus

- If you are looking to attend university or study in Australia or one of the other EP or GEDU campuses, you can ask the Student Services or Academic Team for advice. We are here to provide advice and options on further study or higher education. Our partner school GBS also offers a range of further and higher education courses.



This will be the cheapest in Australia!



From late 2024, Brisbane will trial all Public Transport for

only 50c

Brisbane airport transport

Brisbane airport

Closest airport: Brisbane International airport

Mode	Line or number	Cost	Duration (to the centre)
Airport to city centre by bus:	Bus to Skygate then Bus 590 to Brisbane city	\$3.55	60 minutes
Airport to city centre by train:	Airtrain	\$21.90	20 minutes
International train station to city	N/A	N/A	N/A

- If you choose to book an airport transfer, your flight details should be sent to us 4 weeks in advance to ensure we will be able to provide you an airport transfer.
- A driver will meet you after you come through the customs area and drive you to your accommodation.



[@englishpathschools](https://www.instagram.com/englishpathschools)



englishpath.com





<https://www.englishpath.com/>

Level 3, 115 Queen St Brisbane 4001 Australia

Email: info@englishpath.com , Contact: +61 73229 6929

The Green Academy Pty Ltd trading as English Path Australia, CRICOS Provider Code: 04187G