

EP

English
Path



Student Handbook

2025-26

Malta



Welcome to
English Path.

This guide will help
you make the most
of your experience
at EP Malta.

Contents

About Malta 4

About the school..... 6

About your course 8

Accommodation 11

 Student residence 12

 Shared apartments 14

Social programme 15

Recommendations 16

When you arrive 17

Airport transport 20

Visa guide for long-term
students..... 21

Step by step Visa guide..... 23

How to extend your Visa..... 25



About Malta



Famous landmarks

- St. John's Co-Cathedral, Mdina, Valletta, Three Cities, Hagar Qim Temples, Spinola Bay, Popeye Village, Mosta Dome, Blue Lagoon, Gozo.



Town personality

- St. Julian's, Malta, is a cosmopolitan town known for its vibrant nightlife, seaside charm, diverse cuisine, and welcoming atmosphere. It offers a mix of modern entertainment and traditional Maltese elements, making it a popular destination for both partygoers and those seeking a cultural and seaside experience.



What makes this town unique?

- St. Julian's, Malta, is unique for its vibrant nightlife, stunning seaside location, fusion of tradition and modernity, diverse cuisine, and tourist-friendly atmosphere.



Transport within a 1 minute walk

- Bus.



Restaurants within a 10-minute walk

- Maltese, British, Chinese, European, French, Greek, Indian, Italian, Japanese, Mexican, Seafood, Thai, Vegetarian.



Alternative things to do

- Explore museums, visit temples, enjoy many exciting summer activities (kayaking, windsurfing, beach) and winter activities (hiking, theatre, horse riding).

5

Reasons to choose this city

1

One of the most vibrant towns in Malta

2

Stunning beaches and water sports

3

Varied restaurants and cuisines

4

Variety of cultural events (art, music, dance)

5

Enjoy year-round outdoor activities



Why choose to study in our EP Malta school?

- **Centrally located** in St Julian's, a seaside town in Malta
- **Interesting & varied** course offering
- **Minutes from** bus terminal and a sandy beach
- **Social Programme** with weekend trips to Valletta, Gozo, Comino, Blue lagoon & many more
- **Experienced** customer experience & academic team



Find us on Google maps

Address: West Block Marguerite Mangion Street St Julian's Malta
At this address since: 2022

Phone: +356 99519911
Emergency phone: +356 99276152

Staff

Meet the team



- **Languages spoken by staff:** English, Portuguese, Spanish, Russian, Italian, Maltese, Turkish.

Services & facilities

- **Buildings:** 1
- **Floors:** 3
- **Total number of classrooms:** 11
- **School facilities:** Student lounge, library & student study area, free Wi-Fi, elevator, street parking, modern & spacious classrooms with smart TVs, AC/ heating, outdoor terrace, IT Lab, wheelchair accessible.
- **Other services provided:** Social activity programme, airport transfer, medical & travel insurance, neighbourhood agreements offering discounts to all our students.
- **Levels of English offered:** All levels.
- **Reception:** The friendly **Student Services** staff can direct you to the EP offices and classrooms. A Student Services Officer and a Director of Studies will always be present to answer any questions you may have.

School holidays & Malta public holidays

The school is going to be closed on the below dates. Please make sure to book your course/accommodation accordingly. Course days that fall on a public holiday are not reimbursed.

Public holidays will be:

- **2025:** 08 Dec, 22 - 26 Dec.
- **2026:** 01 Jan, 10 Feb, 19 Mar, 31 Mar, 03 Apr, 01 May, 29 Jun, 08 Sep, 21 Sep, 08 Dec, 21 - 25 Dec.

The above dates are observed as holidays in the year. If you arrive on a week where the Monday is a holiday, your first day of school will be a Tuesday.



Close to your EP school

Our centrally located school is walking distance to:

- | | |
|---|--|
| Cafes and restaurants
1-5 Minutes | Cinema & Bowling alley
5 Minutes |
| Supermarket
1 Minute | Bus stop
1 Minute |
| Post office
5 Minutes | Sliema
30 Minutes |
| Pharmacy
5 minutes | Beach
5 Minutes |
| Bank/ ATM
2 minutes | Balluta bay
20 Minutes |
| Gym
1 minute | Shopping centre
5 Minutes |

Need help? Not satisfied? Have a problem?

At EP we believe that communication and an open-door policy is key to efficiently resolving any issue you might have. If you need help, are not satisfied with one of our services or you need advice, please talk to our staff at school. They will be able to help and assist quickly with any concerns you might have.

First day at school

Morning Students

Also for Semi-Intensive Afternoon

08:45 - 10:00 – Arrival at school + check in

10:45 – First Day Classes Start

12:15 – First Day Classes Finish

12:30 – Induction

13:00 – Orientation tour

Afternoon Students

12:30 – Induction

13:00 – Orientation Tour

13:30 – Writing & Speaking Placement Test

15:30 – First Day Classes Start

17:00 – First Day Classes Finish

Evening Students

17:00 – Induction

17:30 – Writing & Speaking Placement Test

19:00 – First Day Classes Start

20:45 – First Day Classes Finish

Induction: this includes a placement test, induction presentations about the school and academic programmes and the distribution of class timetables.

Afternoon students can join either the 12:30 or 17:00 induction session.

An orientation tour of the local area: this includes useful information, such as nearby facilities, pharmacy, post office, bus stop, etc.). The orientation walk for evening students is scheduled for the following Monday with the full group.

An evening welcome party + drink.

On your first day, you are expected to bring your passport and proof of medical insurance.

You will receive a welcome bag with complimentary goodies and a SIM card if you need one.

Your weekly class timetable

	Hours pw	What	Lesson times
Classic Morning	15	General English or Business English	09:00 - 12:15
Classic Afternoon	15	General English	13:45 - 17:00
Classic Evening	15	General English	17:30 - 20:45
Semi-Intensive Morning	20	Classic + 1 Elective	09:00 - 13:30
Semi-Intensive Afternoon	20	Classic + 1 Elective	12:30 - 17:00
Super Intensive	30	Classic	09:00 - 17:00

Courses

- **Classic (Morning/Afternoon/Evening)**
15 Hours per week
- **Semi-Intensive (Morning/Afternoon)**
20 Hours per week
- **Super Intensive**
30 Hours per week
- **Professional certificates (Business Management & Leadership)**
15 hours per week
- **One-To-One**



Extracurricular activities

- Monthly course tutorials
- Monthly skills test
- Weekly unit test
- Masterclass Programme
- Conversation clubs
- Study Clinics



Electives list sample

English Path offers a variety of elective courses that allow students to explore their interests and develop their skills. These courses are taught by experienced and qualified teachers, and they are a great way to supplement your general English studies. Electives depending on your level of English, the EP campus and current availability:

- Speaking
- Listening
- Reading
- Writing
- Pronunciation
- Idioms and Phrasal verbs
- Grammar
- Vocabulary
- Everyday English
- Debate and Public Speaking
- Business English
- English for Hospitality
- Digital Marketing
- Personal Branding
- IELTS Preparation
- Academic Skills
- Employability Skills



Teaching methodology

At English Path we use the communicative approach which means:

- A focus on speaking
- Interactive lessons
- Noticing students' gaps and reacting to them
- Going beyond the textbook
- English for real life outside the classroom
- Understanding each student's individual needs

All EP teachers are trained in this approach from their first day, so students have the same experience in all levels at all EP locations.

Take a look at our graduation ceremony



School material

Books: Empower 2nd Edition (Cambridge) + digital pack; Language Hub (Macmillan) + digital pack.

Additional material used: Audio, Digital Presentation Material, Authentic Materials.

Class outings: On a constant basis the students have outside the school lessons/ activities to bring teaching closer to real life.



Students

Average number of students per class: 15

Minimum age of students: 16

Average age of students*: 27 years old

Nationality mix*: Students from all over the world
*As per 2024 stats. Nationality mix and age varies.

End of course certificate: you will receive a course certificate at the end of your course.

@englishpathschools



Accommodation

Accommodation is a vital part of your experience in a new country. Your new home is an important part of your study experience. Each school has specially chosen options to help make the most out of your stay. Homestay and student residences offer different accommodation experiences, but always meet the highest standards.

All accommodation options are based on availability. Please make sure you check with your representative if we have availability.



What accommodation option should I choose?

The choice of accommodation depends on your preferences, needs, and budget. Below are some important factors you need to consider.

	Student residence 16+	Shared apartments 18+
10	<ul style="list-style-type: none">Convenient location, typically close to campus.Easy access to good facilities and nearby amenities.24h reception.	<ul style="list-style-type: none">Meet other students from all over the world.Easier to socialise.Can be more affordable.
12	<ul style="list-style-type: none">Noise levels might be high.Might be sharing facilities with other students.Might be expensive.	<ul style="list-style-type: none">May have to deal with shared chores and responsibilities.You might not be able to choose your flatmates.

Booking student accommodation in 3 simple steps

Step 1

You can indicate your preferred type of accommodation (homestay, shared apartment or residence) on the application form during your application for a course. Our Student Services team will record the preferred choice of accommodation.

Step 2

EP will be able to secure the accommodation option once the invoice has been paid. Our team will send you the accommodation confirmation with further details on the selected option.

Step 3

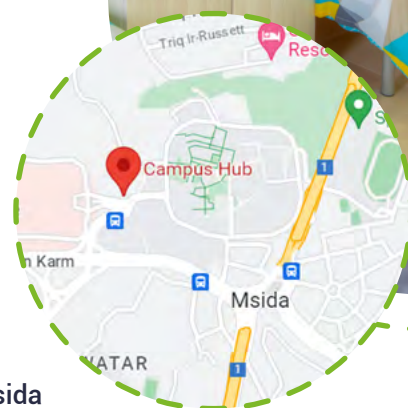
You will need to confirm your arrival and send your flight details to our team, as soon as the flight is booked and no later than one week before the flight date. Our team will be able to book and confirm your accommodation and/ or transfers and provide more details within the confirmation document.

If you arrive at a residence or homestay between 22.00–08.00 you may be asked to book alternative accommodation in a hotel on the first night due to late/early arrival at the accommodation.

Student Residence (Campus Hub)

Finding ways to relax when on campus plays a big part in any student's life, so whether it's a hot cup of coffee, a whopping burger or some well needed retail therapy that chills you out, Campus Hub has it all.

- Twin and Single bedrooms
- Spacious, fully equipped
- Laundry facility on site
- Communal Kitchen with Cable TV & utilities
- Wi-Fi
- Cleaning one time per week
- Gym (extra charge applies)
- Outdoor swimming Pool
- Student Lounge
- Food & Retail Outlets



Address: University of Malta Tal-Qroqq L-Imsida
Distance to school: 9 minutes by public transport

About the residence

Accommodation types:

Single room with private bathroom.
Twin room with private bathroom.

Bedrooms: The bedroom contains the following: bed, pillow, bedding, chair, desk, window, closet.

Bed size: Single bed.

Bathroom: Private bathroom.

Kitchen: The kitchen in the unit contains the following: fridge, freezer, cooker, oven, cutlery, plates, pans, microwave.

Facilities: Spacious lobby, study room and on-site laundry, WIFI.

Facilities at extra cost: On-site laundry.

Cleaning service: Light cleaning service once a week. It is also the students' responsibility to maintain cleanliness in the kitchen by washing their dishes, pans and silverware after cooking.

Linens/towels: Clean, fresh linens and sheets upon arrival and changed once a week.

Other charges: Eco Tax (€5) + other fees payable at check-in

Neighbourhood: Msida is a harbour town situated very near the capital Valletta on the northeast coast of Malta. As its Arabic-derived name implies, it knows its origins as a fishing village although today it is mostly associated with the University of Malta, the GF Abela Junior College and the Mater Dei General Hospital. However, Msida still operates a very active and attractive Yacht Marina in its very sheltered inlet of Marsamxett Harbour.

Visitors/guests: Visitors are only allowed in the common areas & must leave by 9pm. No overnight visitors. Penalty fine for visitors in unit after 9 or overnight.

Noise: Residents must respect all other residents and maintain a noise level that does not disturb others. Quiet hours are from 10pm-8am.

Smoking: Smoking is prohibited in all facilities and in residents' rooms.

Reception/security: Campus reception is available 24/7.

1 week = 7 nights: Saturday to Saturday or Sunday to Sunday, depending on availability.

Check-in/check-out: Check-in 24 hours/ Check-out at 10:00.


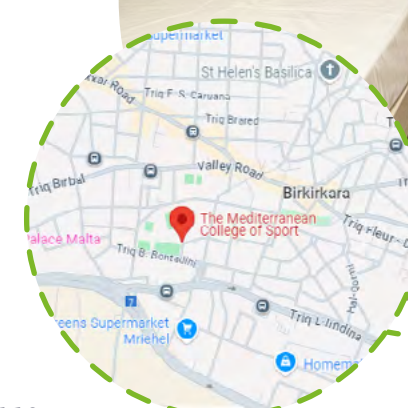
Location of the accommodation: 20-30 min by public transport from the school.



Student Residence MSC Sports College

Live, study, and connect in a vibrant residence with modern rooms, great amenities, and a welcoming community. Conveniently located, it's the ideal place to balance study, relaxation, and adventure!

- Single, Twins and Triple bedrooms
- Spacious, fully equipped
- Laundry Service at Reception
- Communal Kitchen with Cable TV & utilities
- Wi-Fi
- Cleaning one time per week
- Gym (extra charge applies)
- Outdoor Rooftop swimming Pool
- Student Lounge
- Food Outlet



Address: 50, Triq Xorrox, B'Kara. Malta
Distance to school: 38 mins by bus number 110

About the residence

Accommodation types:

Single room with private bathroom.
Twin and triple room with shared bathroom.

Bedrooms: The bedroom contains the following: bed, pillow, bedding, chair, desk, window, closet, A/C.

Bed size: Single bed.

Bathroom: shared bathrooms (shared between 4-5 students).

Kitchen: The kitchen in the unit contains the following: fridge, freezer, cooker, oven, cutlery, plates, pans, microwave.

Facilities: Spacious lobby, study room, student lounge, rooftop pool, Wi-Fi. 7-a-side football pitch and Sports pavilion booked at the below time slots:

1. Monday: 7-a-side pitch from 3:00 PM to 4:30 PM.
2. Wednesday: Sports Pavilion from 3:00 PM to 4:30 PM.
3. Friday: 7-a-side pitch from 3:00 PM to 4:30 PM.

Facilities at extra cost: laundry service, sports facilities & pavilion, football pitches, athletics track, padel courts, sports pool, fitness gym.

Cleaning service: Light cleaning service once a week. It is also the students' responsibility to maintain cleanliness in the kitchen by washing their dishes, pans, and silverware after cooking.

Linens/towels: Clean, fresh linens and sheets upon arrival and changed once a week

Other charges: Eco tax (€5) + other fees payable at check-in

Neighbourhood: Birkirkara, often referred to as "B'Kara," is one of the largest towns in Malta, located in the central region of the island. It has a rich blend of history, culture, and modern amenities, making it a dynamic and convenient place to live, work, or study.

Visitors/guests: Visitors are only allowed in the common areas & must leave by 5 pm. No overnight visitors. Penalty for visitors in unit after 5 pm or overnight.

Noise: Residents must respect all other residents and maintain a noise level that does not disturb others. Quiet hours are from 10 pm-8 am.

Smoking: Smoking and vaping are prohibited in all areas of the campus.

Reception/security: Reception is available 24/7.

Minimum stay: Saturday to Saturday or Sunday to Sunday, depending on availability.

Check-in/check-out: Check-in 24 hours/ check-out at 10:00.

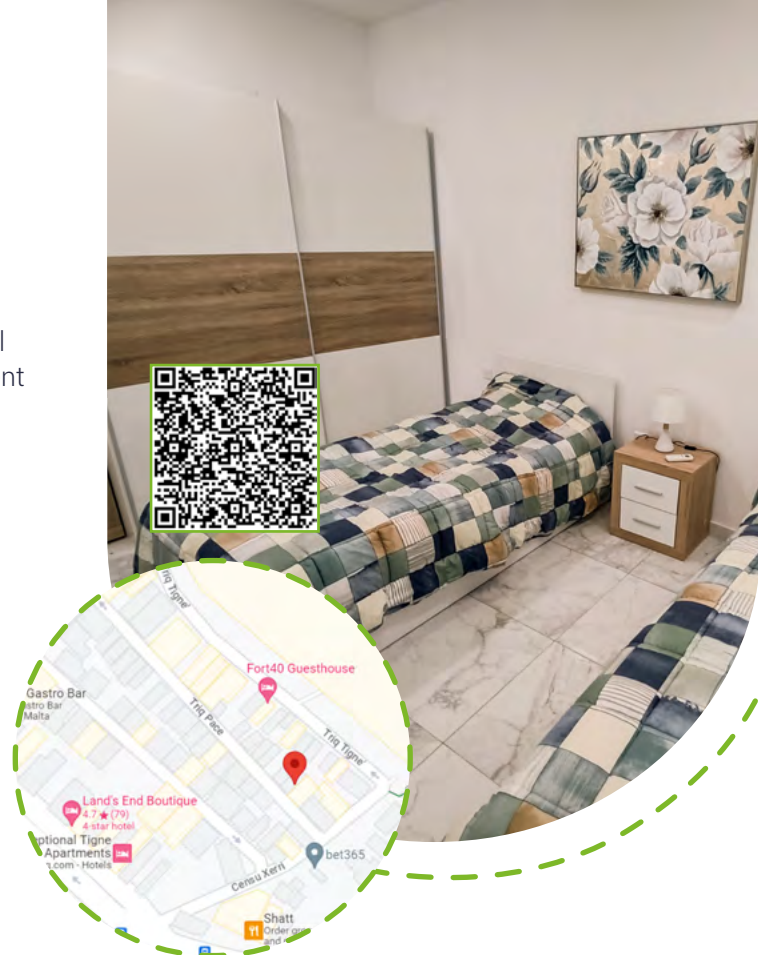
Location of the accommodation: 30-40 min by public transport from the school..



Shared Apartments

- Our apartments are located in Sliema, a coastal town situated on the northeast of Malta, adjacent to St. Julian's.
- Shared bedrooms
- Balcony
- Wi-Fi
- Cleaning included once a week
- Walking distance to restaurants, shopping centre, and more
- Shared kitchen
- Shared Bathroom
- 20 minutes from Valletta (capital city)
- Walking distance to public transport

Address: 68 Triq Pace, Tas-Sliema
Distance to school: 10 minutes by public



About the shared apartments

Accommodation types:

The bedroom contains the following: bed, pillow, bed linen, chair, desk, window, wardrobe, safe and hangers.

Bed size: Single beds.

Bathroom: Shared bathroom = 4 students maximum sharing.

Kitchen: The kitchen in the unit contains the following: fridge, freezer, cooker, oven, frying pans, microwave, mixer, coffee maker and cutlery.

Facilities:- Wi-Fi, fitted kitchen, fridge, washing machine.

Neighbourhood: Sliema is a coastal town situated on the northeast of Malta, adjacent to St. Julians. Once the home of Malta's aristocracy; it has now become a major commercial area, very popular for shopping, bars, cafes, restaurants and hotels.

Visitors/guests: Our apartments are for the use of our students only.

Noise: Residents must respect other residents and maintain a noise level that does not disturb others. No loud music or noise is allowed after 11pm.

Smoking: Smoking is strictly prohibited.

Reception/security desk:

There is no reception or security desk.

Cleaning service: A cleaning service is available once a week. Students are responsible for keeping their rooms clean. Bed linen change is not included. It is also the students' responsibility to maintain cleanliness in the kitchen by washing their dishes, pans and cutlery after cooking.

Bed linen/towels: Clean and fresh bed linen and sheets on arrival. Students are responsible for cleaning up after check-in. Towels are not provided.

Minimum weeks requests: Minimum stay of 2 weeks. Sunday to Sunday booking.

Check-in/check-out: Check-in between 14:00 and 21:00/
Check-out at 10:00.

Location of the accommodation: 20-30 min by public transport from the city centre.



Social programme

Our school not only offers lessons (morning, afternoon and evening) but organises daily social activities to improve the English language, meet new people and new cultures, and above all allowing the students to have a complete life experience.

Examples of social activities

- International meetup
- English Cafe Sit & Talk
- Trip Gozo-Comino Blue Lagoon
- Trip Blue Grotto
- Popeye Village
- Karaoke
- Mdina tour
- Dark tour
- Mosta tour
- Valletta tour
- National Aquarium

Check our live social programme here



Example timetable

Mon	Tues	Wed	Thurs	Fri	Sat/Sun
Orientation walk	Conversation Club	Valletta tour	Football match	International meetup – English Cafe	Trip Gozo-Comino Blue Lagoon
Welcome party	International dinner	Karaoke	English Cafe Sit & Talk	Harbor Cruise Birgu	Trip Blue Grotto
					Paddle Sea Activity



Recommendations

✓ Checklist & other useful information

Here are a few important items that you should bring with you:

- Passport
- Acceptance letter
- Accommodation letter
- Proof of health/medical insurance
- A bit of cash and credit/debit cards/ Apple or Google Pay
- Weather-appropriate clothing (depending on the season you come to Malta)
- Adaptor for electrical appliances
- Prescription medication and medical records
- Emergency information
- Airport Transfer confirmation (if booked)

✈ Before you leave your country

Here are some important things you need to know to make your arrival as smooth as possible. Use our checklist to ensure you don't forget anything and are prepared for the exciting times ahead.

💰 Pocket money

Recommended weekly budget: €300. This should cover expenses, laundry, local travel, food and activities. You will need additional money if you want to take weekend trips. Bring €150 with you in cash and a debit or credit card. You will need to check with your financial institution to make sure you will be able to withdraw money from an ATM. It is not a good idea to carry around large amounts of cash.

👕 Clothing

Most students dress casually for classes, but you should bring nice clothes for going out and sportswear for sports and outdoor activities. The climate is changeable and maybe different from your own. The typical temperature is 32-35°C in the Summer and 15-17°C in the Winter, although this can get slightly lower during December & February. Bring waterproof clothing if you're arriving in the Autumn or Winter.

🔌 Electrical current

Standard voltage in Malta is 240 volts; remember to bring an adaptor with you or buy one when you arrive.

🔔 School notifications

We encourage you to follow the school's Instagram account before you arrive and especially during your stay. This will give you an idea of what is happening at the school and help you connect with staff and students. This is also where we will post notification of any unexpected school closures: it is important you check our WhatsApp group account for any messages while you are attending the school. If the school cannot open or school opening will be delayed, we will post a message as soon as possible (the night before or in the morning) to advise you of this, along with information on how to get further updates and any alternate scheduling (if applicable). Follow EP Malta! @EPMalta

When you arrive in Malta

Arriving at the airport in a foreign country can be overwhelming. To better prepare yourself, make sure that you have read the information below about your arrival and how to get to your accommodation. If you get lost or confused upon arrival, don't be afraid to ask the airport staff for help as they will be happy to give assistance.

🚌 EP transfers

Students should arrive at Malta International Airport. We request that you book your flights according to the starting date of your specific programme. You must arrive on the Saturday or Sunday prior to your course start date. If you have booked a transfer service, a driver will meet you outside the customs area and drive you to your homestay or residence. Please ensure you arrange and pay the transfer fee in advance.

📞 Transfer service emergency contact details

If you have any flight changes, miss a connecting flight or need help meeting the transfer service, you should call one of the following emergency numbers. Please be prepared to tell them your name, school name (English Path) and location. Students should only accept a transfer from a greeter with the official English Path signage.

📞 Transfer service emergency numbers: +356 99276152

🚗 Independent transfers

Taxi Service Cost: €8 - €25.
Journey time: 30 minutes.

How to get to the transport card - Tallinja card in Malta:

Step 1: Go to the Tallinja website at <https://www.publictransport.com.mt/>

Step 2: On the Tallinja website, search for the "bus cards and tickets" page. This is where you can find information about different types of cards and tickets available for public transportation.

Step 3: Look for the option to obtain a "Personalized Tallinja Card."

Step 4: Register for a Tallinja Card. You will need to provide your personal information during this step.

Step 5: When registering, make sure to apply for the adult card. If you are a student planning to stay for more than three months, do not tick the student option.

Step 6: You will need to provide a shipping address. You can use the school address for this purpose.

Step 7: Upload a photo.

Step 8: Upload a copy of the first page of your passport as part of the verification process.

Step 9: Pay the card cost, which is €27.88.

After completing these steps, your Tallinja card will be processed, and it will take approximately 3 weeks to arrive at the school. You can then claim it from the student services team at your school. It's important to follow these steps well in advance of your arrival in Malta to ensure you have your Tallinja card ready to use for free transport on the island.

Local customs

- Women in Malta are equal to men and should always be treated fairly.
- Maltese people talk to strangers in public areas. This is a great way to practice English, but caution should be taken. You should not give out your address and telephone number or accept inappropriate invitations.
- "Please" and "thank you" are very important words! Always use them if you ask someone to do something for you, or if they help you or give you information.
- Malta is a culturally diverse nation where people of all ethnic backgrounds are treated equally.
- Tipping is customary in Malta and a gratuity of between 5% and 10%, whenever good service has been provided is reasonable. However if a service charge has already been included in the bill, a tip is not necessary. If discretion and common sense is used, you will have no problems with tipping, but it is always worth checking the individual establishment's policy if you are unsure.

Health and safety

- **Medical insurance:** All TCN (third country nationals) students must have medical insurance for the duration of their stay in Malta. They can either book medical insurance offered by English Path or they can choose their own.
- **If you get sick:** If you get sick while in Malta you should visit a doctor. You can ask the Student Services team where the nearest doctor is. If you have a minor illness, you can ask staff at a local pharmacist for advice. Remember to bring any relevant insurance or medical documentation with you.
- **Protecting your belongings:** We strongly recommend you take out insurance for your personal belongings, especially cameras, music players, mobile phones and laptops. Personal items cannot be covered by English Path shared apartments or residence insurance.
- **Prescription medication:** Remember to bring enough of your prescribed medication with you as Maltese pharmacists will not dispense a foreign prescription. International customs agents may ask you questions about your medication upon your departure or arrival, so be sure to pack it carefully. Bring any important medical records (blood type, prescriptions, x-rays) that might be useful for medical care abroad as well as contact information for your health care providers at home.

- **Staying safe at school:** If you or another student has an accident or needs urgent medical attention, please come to our main office where the First Aider is located.
- **Fire safety:** Fire safety: If you discover a fire, press the fire alarm button on the nearest alarm. Leave the building immediately via the fire exit. Make sure you tell a member of EP staff exactly what happened so they can call 112. If you hear the fire alarm, leave the building immediately. Do not run, use the lift or stop to collect your belongings. EP staff will guide you to the fire exit. Go to the assembly point. Follow any instructions given by a member of EP staff and do not go back into the building until you are told to do so by EP staff.
- **Personal safety and looking after valuables:** Malta is generally a safe place but, you should always be alert. Some tips are: Be alert when you are walking alone at night. Avoid carrying large amounts of cash. Do not leave your belongings unattended. In Malta, you do not need to always carry your identification card or passport with you, you can keep it at home and carry a picture of your ID on your phone or a photocopy in your bag.



Emergency services

- Call 112 in case of fire, a medical emergency or if you need the police.

Medical costs

Medical costs are at the discretion of your local doctor or hospital. Minimum medical costs are as follows:

- Consultation with a doctor: €20 - €35
- Prescriptions at a chemist: €15
- Dental treatment: €65 - €120
- Eye test or new glasses: €30 - €80

Laws


- No one under the age of 17 in Malta may consume alcohol. Smoking tobacco is prohibited for anyone under 18. It is against the law to buy tobacco for someone you know who is under the age of 18.
- Driving under the influence of alcohol is very serious crime and police make regular random checks.
- Buying, selling, and using drugs is illegal.

Student code of conduct

- You must attend all classes. If you do not attend your classes your representative will be informed. If you do not then improve your attendance you may be sent home. 85% attendance is needed to be able to receive a certificate of completion.
- Be on time for all your lessons.
- Always tell English Path if you are going to be absent from school for any reason and tell your homestay if you are going away overnight.
- If you commit a criminal offence or have to be severely disciplined, you will be sent home. We will also inform the immigration authorities.
- Be respectful, polite and open to different cultures.

Living costs (sample prices for items in this city)

- Bottle of water: €1
- Coffee: €2.50
- Can of coke: €2.30
- Meal out for two: €50
- Takeaway pizza: €12
- Sandwich: €5
- Local bus ticket: €2
- Local metro and tram ticket: €17 per day
- Cinema ticket: €9.50





Malta airport transport

Malta International Airport

Mode	Line or number	Cost	Duration (to the centre)
Airport to St Julian's by bus	Bus TD2 (Direct Bus)	€3	30 minutes
Airport to Msida by bus	Bus X1	€2	25 minutes

- If you choose to book an airport transfer, please, your flight details should be sent to us 4 weeks in advance to reassure we will be able to provide you an airport transfer.
- A driver will meet you after you come through the customs area and drive you to your accommodation.

*Students under 18 years old must book homestay breakfast and lunch & return airport transfers.

 [@englishpathschools](https://www.instagram.com/englishpathschools)

 [englishpath.com](https://www.englishpath.com)

Visa guide for long-term students

Who needs a visa?

Studying 1 to 12 weeks

If you are a national of a country where you do not require a visa to travel to Malta. OR If you're a national of a visa-exempt country for Malta:

You can book a course for up to 12 weeks and travel in the **Schengen Area** under the 90-day exemption and will be eligible to apply for an extension if you decide to extend your course.

If you are a national from a country that requires a visa to travel to Malta. OR if you're a national of a country which requires a visa to travel to Malta.

You can book up to 12 weeks through admissions. You need to get the visa letter and apply for a **Schengen Short-Stay Visa (C-Visa)**.

Extension:

Only if you are a genuine student and have an attendance of **at least 85%**.

(It is not possible to come to Malta for tourism purposes, book a course 2 weeks before the 90 days expire, and apply for a student visa.)

Studying 15 weeks or more (excluding holiday)

If you plan to study for 15 weeks or more, you need to apply for a Long-stay visa (D Visa, also called 'Study Visa'), before you travel via VFS.GLOBAL.

*Please inform us if you have any holiday requests at the booking stage as the holiday periods are included in the visa.



Advantages of this procedure

- You can work from your first day in Malta - you will need to apply for the Jobsplus license.
- You are less likely to be stopped at border control or questioned why you are coming to Malta (the school is often getting calls to confirm if students are studying at EP Malta).
- You can travel in Schengen Area from your first day.
- The visa is multiple entry, which means, you can travel to countries out of the Schengen Area as Serbia or Turkey and come back to Malta.
- Accommodation booking is required for a minimum of 14 nights/15 days.
- You can only apply for your student visa 6 months before your course start date.
- If you are from a visa-exempt country, you can utilise the 90-day visa exemption after completing the course.

Documents required

All documents that are not in English must be translated by an official translator.

Checklist

- ☐ Fully completed Visa Application Form and GDPR form signed by the applicant.
- ☐ Original passport and a full passport copy (blank pages included). Be valid for at least 3 months after the intended stay and have at least 3 blank pages.
- ☐ One recent Passport size photograph in colour with a white background (3.5cm by 4.5cm). <https://www.schengenvisainfo.com/photo-requirements/>
- ☐ Travel medical insurance:
 - The insurance must be valid for study purposes.
 - The insurance must cover all Schengen countries with a minimum medical expenses coverage of 30,000 EUR or equivalent.
 - The policy must specify the period of validity and must cover the entire stay in the Schengen Zone (including travel dates). Covering a minimum of 120 consecutive days.
- ☐ Confirmed travel itinerary displaying the student's name and travel dates. Arrival flight can be up to two weeks before the course starts, and return flight must exit Schengen Area within 7 days after the course ends. If the course is 27 weeks or more including holiday, return flight tickets are not requested.
*Student can request up to 4 weeks of holiday (including Christmas break) if booking a course of 24 weeks or more
- ☐ Proof of accommodation indicating the student's name, address, and duration of stay (a minimum of 14 nights from arrival in Malta). Booking confirmation which states full fees have been paid is required if accommodation is booked through the school. Confirmation from platforms such as Airbnb and Booking.com is acceptable.
Own Arrangement: The lease agreement must be signed by both parties (Lessor and Lessee). • Hosted by Maltese resident: The declaration of proof must be stamped and signed by a lawyer or notary, and proof of residence must be provided (ex. Electricity bill). Airbnb and Booking.com is acceptable.
- ☐ School invitation letter, provided by the school.
- ☐ Proof of sufficient funds:
 - Bank letter/certificate from the bank stating the available balance plus bank statements for the last 3 months. Korean and Japanese nationals can provide a bank certificate only.
 - Bank statements/Certificates cannot be older than 30 days from the VFS appointment date and should include owner's ID number.
 - The student should be able to demonstrate 18 euros per day if accommodation is provided by the school for the entire stay in Malta.
 - Or 26 euros per day if the student arranges accommodation only for the first 14 nights.
 - Statement currency should be in euros or a printout of conversion attached (<https://www.xe.com>).
 - Avoid "fresh money" or big deposits in the previous days of the bank statement issued date.
 - Avoid documents without letterhead or bank information.
- ☐ International bank card:
 - Picture or photocopy of the debit card (Only the front side, the card number must be visible).
 - It must be an international bank card (Visa or Mastercard).
 - Bank statements and debit card must be from the same bank.
- ☐ In case student does not have their own funds, additional documents are needed, including:
 - Sponsorship letter/affidavit, please follow the sample Admissions Teamshared.
 - Sponsor's bank certificate and bank statements for the last 3 months.
 - Sponsor's passport/ID (copy).
- ☐ For minors, the following additional documents are required:
 - Original legalised and translated birth certificate in English.
 - Consent letter signed by both parents, original and translated in English.
 - Copies of both parents' passport bio pages/IDs.
- ☐ Visa fee payment: Must be paid to the school
 - Standard Service (VFS) fee of 110 euros, appointments can be booked after 21 days.
 - Extended Service (VFS) fee of 160 euros, appointments can be booked from the same day

Student will have to pay an additional service charge at the Visa Application Centre (around 100-150 EUR, depending on the service and packages that the student chooses while at the VFS centre)

Step by step guide to apply for the Visa

Long-stay Visa (D Visa or Study Visa)

1

Complete application form

Fill out the Information form



2

Pay your fees



Identità Malta recommends that schools require an initial payment to bolster the credibility of visa applications.

Option 1

Course fee less than EUR 2500 - full payment is required including your visa fee EUR 160 (Extended service) / EUR 10 (Standard service).

Option 2

Course fee over EUR2500 - 50% of total invoice needs to be paid and your vist fee EUR160 (Extended service) / EUR 110 (Standard service).

3

Book VFS appointment



Once payment has been received, the school invitation letter will be issued and the VFS appointment will be booked. Once the VFS appointment is booked, it cannot be changed or cancelled. The visa fee is non-refundable. The visa appointment can be scheduled a maximum of 90 days prior to the course start date.

4

Complete the necessary documents



Complete the documents and send them to the English Path admissions team at least 2 weeks before the VFS appointment.

5

English Path document check

English Path will check the submitted documents. Correction, if necessary, will be communicated to the agent/admission officer.

6

Attending the VFS appointment

The students must go to the VFS centre to submit their documents and passport

(biometrics will be taken on the same day).

On the day of the appointment, the student will have to pay an additional service charge at the Visa Application Centre

(around 100 - 150 EUR, depending on the service and packages that the student chooses while at the VFS centre).

7

Potential Visa interview

After submission of documents, students can be called for an interview. They will be notified of the date and time of the interview via email.

8

Passport collection

Students will be informed by VFS Centre when they can collect their passports with their visa.

9

Date of arrival confirmation

Confirm your date of arrival with admissions once you have received your visa (at least 2 weeks prior to the desired arrival date).



Kindly note that missed appointments or interviews will not be re-scheduled or refunded. VFS appointments cannot be transferred to another individual.

How to extend your visa

Visa process for Malta

If your country allows you to enter Malta as a tourist (maximum 3 months), you can arrive in the country as a tourist and apply for a study visa (recommended).

Requirements for study visa:**Receipt and booking:**

Receipt of full payment for your course and booking confirmation.

Certificate of attendance:

A certificate from the school showing your attendance in class. Attendance must be above 85%.

CEA form or Visa application form**Passport:**

Original passport and scanned copies or photos of all sides.

Photos:

Two physical ID-sized photos.

Medical insurance:

Ensure your insurance covers medical care abroad and is valid for Europe. Coverage should exceed 30,000€ for your entire stay in Malta.

Return tickets:

Flight ticket, including all flights from Malta to your home country.

Financial support:

If you have accommodation with the school, you need €19 per day for the course and holidays. If you have a rental contract for a flat, you must prove a minimum of €35 per day.

Payment card:

Scanned copy or photograph of your credit or debit card.

Rental contract**Rental declaration form****Visa cost:**

The cost of the study visa is 100 euros.

Note:

It is recommended to arrive in Malta as a tourist and then apply for a study visa after attending at least 30 days or 4 weeks of English classes. This is necessary to obtain the letter of attendance required for visa approval. Please make sure to double-check the specific requirements and procedures with student services area in the school, as visa requirements can change over time.





