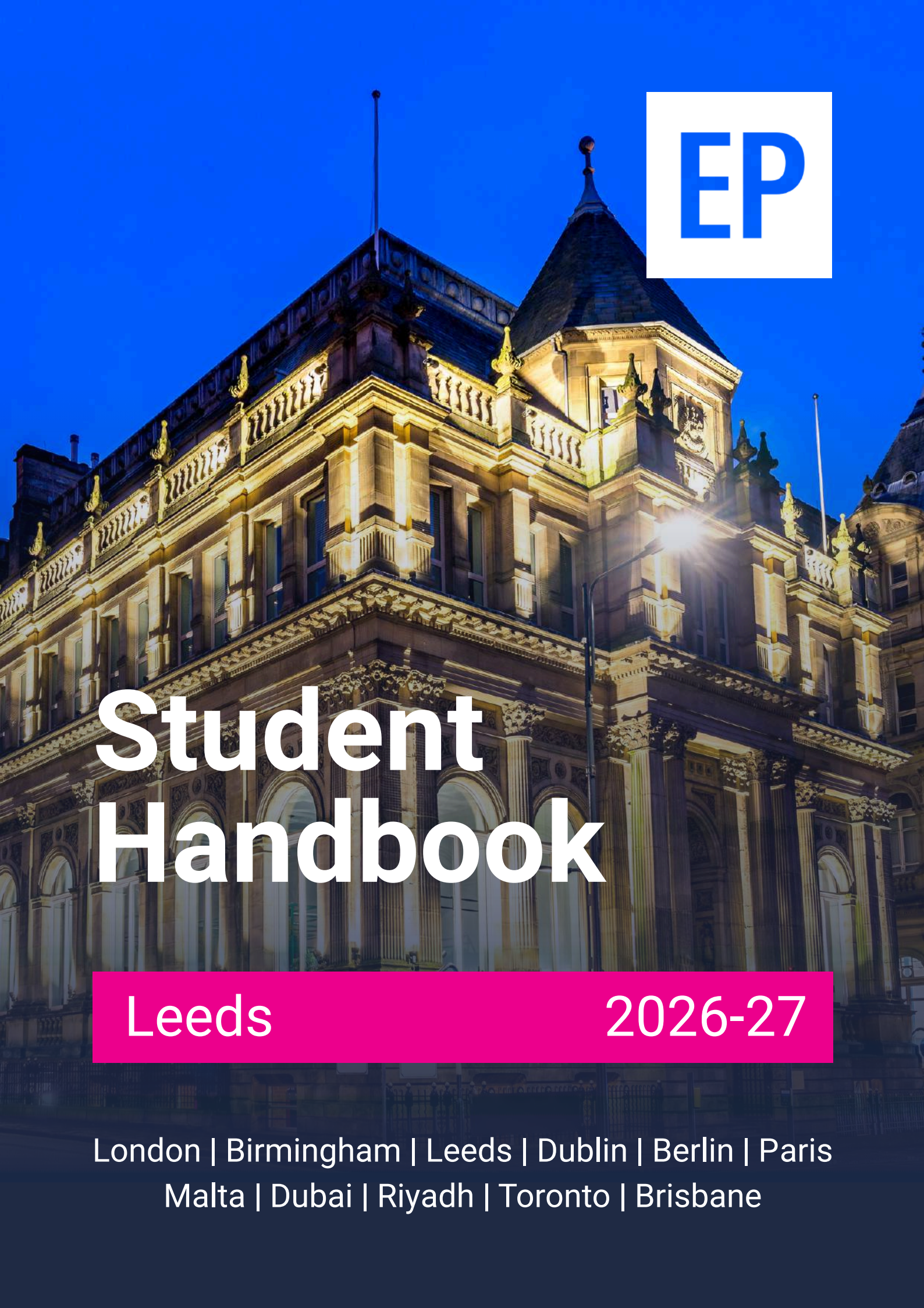

Student Handbook

Leeds 2026-27

London | Birmingham | Leeds | Dublin | Berlin | Paris
Malta | Dubai | Riyadh | Toronto | Brisbane

Welcome to English Path.
This guide will help you make the most of your experience at EP Leeds.

Contents

About Leeds 4

About the school 6

About your course 8

Accommodation 11

- Homestay 12
- En-suite Residence 13
- Studio Residence 14

Social programme 16

Recommendations 17

When you arrive 18

Further education advice 21

Study tips 22

Airport transport 23





5 Reasons to choose this city

1
One of the most diverse cities in the UK

2
Cultural hub of art, music and history.

3
Surrounded by nature with plenty of green spaces.

4
Buzzing, budget friendly nightlife all year round.

5
Global independent food scene.



About Leeds

When you arrive in Leeds, you will discover a vibrant city famous for its energetic vibe and massive student population. Our campus is perfectly situated at St George House, 40 Great George Street, right between the City Council and the Town Hall.

Famous landmarks

Leeds Corn Exchange, Kirkstall Abbey, Harewood House, Temple Newsam, Roundhay Park, First Direct Arena, Leeds and Liverpool Canal, The Royal Armouries and the first Marks and Spencers!

Cuisines within a 20-minute walk

British, Indian, Chinese, Middle Eastern, French, Greek, Italian, Japanese, Mexican, Spanish, Thai, Turkish, Caribbean, American, Colombian, Vietnamese, Lebanese and much more.

City personality

Vibrant, student orientated, friendly, diverse, walkable, green, historic and modern, culturally diverse, lively, urban, outgoing.

Transport within a 10-minute walk

Buses and trains

What makes this city unique?

Leeds is unmatched as a city when it comes to both culture, and life. It has well-renowned theatres, shops and historic landmarks all within its easily walkable centre. This is paired with a bustling nightlife, diverse food scene and easy transport links to cities all around the UK.

Alternative things to do

Explore the many museums, attend one of the frequent concerts, visit a traditional pub, take a walk along the canal, visit a nearby village



Why choose to study in our Leeds school?

- **Located** in the heart of the city between the City Council and Town Hall buildings.
- **Interesting and varied** course offering with hours that suit you.
- **Minutes** from buses and the train station.
- **On-site** library and cafe
- **Social Programme** with weekend trips to York, the Lake District, Liverpool and more
- **Experienced** customer service & academic team.

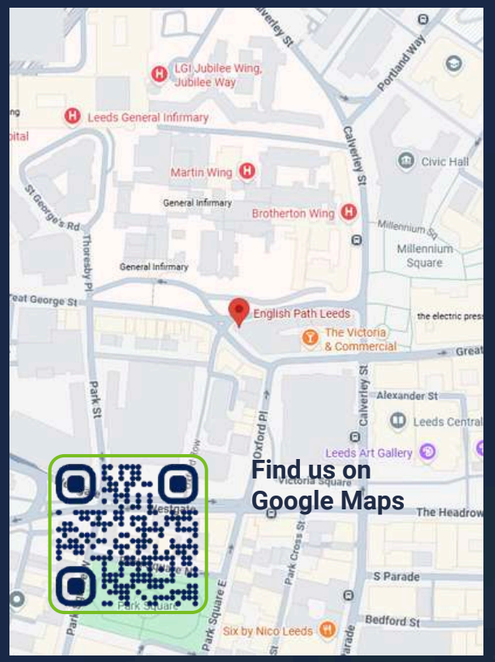

Address: St George House, 40 Great George St, Leeds LS1 3DL

Phone: +44 737 743 6673
Emergency: +44 74 940 02815

Services & Facilities

Buildings: 1
Floors: 2
Total number of classrooms: 6

School facilities:
Self-study area, computer access, student library, kitchens, free Wi-Fi, lifts, modern & spacious classrooms with interactive smart boards, AC/heating, reception area and a Student Services and Academic Office

Other services provided:
Social activity programme, airport transfer

Levels of English offered: All levels

English Path staff are based in an office next to your classrooms. They will always be present to answer any questions you may have.

Meet the team →

School holidays & UK public holidays

The school will be closed on Christmas week (unless Christmas Day & Boxing Day take place on the weekend). New Year's Day is also a public holiday; schools will also be closed on this day. Please make sure to book your course/ accommodation accordingly. Course days that fall on a public holiday are not reimbursed.

School holidays will be:	2026 : 25 - 31 Dec. 2027: 01 Jan, 26 Mar, 29 Mar, 03 May, 31 May, 30 Aug, 27 Dec- 31 Dec.

The above dates are observed as holidays in the year. If you arrive in a week where the Monday is a holiday, your first day of school will be a Tuesday



Close to your EP school

Our centrally located school is walking distance to:

Cafés and restaurants	1 minute
Supermarket	4 minutes
Bank / ATM	4 minutes
Post office	6minutes
Gym	8 minutes
Bus Stop	1-6 minutes
Shopping Center	9 minutes
Leeds docks	20 minutes
Train station	10 minutes
First direct arena	10 minutes

Need help? Not satisfied? Have a problem?

At EP we believe that communication and an open-door policy is key to efficiently resolving any issue you might have. If you need help, are not satisfied with one of our services or you need advice, please talk to our staff at school. They will be able to help and assist quickly with any concerns you might have.



First day at school

- Induction starts at 08:45 am.
- This includes a writing test, speaking test, induction presentations about the school and academic programmes and the distribution of class timetables.
- Classes begin at: 10:45 am.
- On your first day, you are expected to bring your passport and VISA if required
- You will receive a welcome bag with complimentary goodies
- You will have a tour of the local area in the afternoon after the classes.

Your weekly class timetable

	Hours pw	What	Lesson Times
Classic Morning	15	**General English**	09:00 - 12:15
Semi-intensive Morning	22	**Classic Morning + Skill + speaking skills Tue and Wed**	09:00 - 13:30 09:00 - 14:45 (Tues & Weds)
Classis English Course +6 month paid internship	**English + Paid Hospitality Internship Programme**		
Volunteering Programme	**Retail volunteering / All other volunteering areas**		
One-to-one	**Custom topic & lesson times, based on student interest. Subject to availability**		



Extracurricular activities

- Masterclass Programme
- Weekend trips during the Summer months
- Conversation clubs
- Outdoor activities
- Pub socials
- Museum exploring

Important Information

Our classes operate on a rolling-enrolment basis, so you may join a class that has already started. It's normal to need 1–2 weeks to settle in and become familiar with the class and previously covered language.
Our courses also follow a book cycle, with new coursebooks introduced at set points throughout the year.

Skills classes

English Path offers three skills courses that let you develop your language for social, academic, and career contexts. They are an optional extra hour added to your General English lessons, included in Semi-Intensive, and are one of the best ways to get more from your time with EP.
At A1-B1, everyone taking the extra Skills hour joins Communication Workshop, practical speaking, everyday vocabulary, and the confidence to manage daily life.
At B1+ to C1, you choose your direction: Academic Skills covers English for Academic Purposes, critical thinking and exam preparation, including IELTS, for students heading to university. Career Skills covers business English, professional communication and employability, for students building their career.
Both paths run at every EP campus, year-round.

Your skill options are based on your language level:

A1 - B1	B1+ – C1	
Communication Workshop Practical speaking, vocabulary and confidence for daily life.	**Academic Skills** Everything you need to prepare for university or academic English tests.	**Career Skills** Boost your employability and business English skills.

Teaching methodology

At English Path we build every course around five things:

- Real-world outcomes and future-ready skills: English for real life, not just the textbook.
- Adaptive teaching: teachers respond to what you and your class need.
- Iterative learning: you produce, get feedback, and refine, every week.
- Purposeful use of technology: digital coursebooks and presentation materials support your learning.
- Study clinics: free one-to-one support, help booking Cambridge and IELTS exams, and regular masterclasses.

All EP teachers are trained in this approach from day one, for a consistent experience across every EP location.

Take a look at our graduation ceremony

School material

Books: Empower (Cambridge), Language Hub (Macmillan), Speak Out (MacMillan), Ready for IELTS (Macmillan), Mindset for IELTS (Cambridge)

Additional material used: Audio, digital presentation material, authentic materials.

Students

Maximum number of students per class: 15
Minimum age of students: 16
Average age of students: 26

End of course certificate: you will receive a course certificate at the end of your course.

Accommodation

Accommodation is a vital part of your experience in a new country. Your new home is an important part of your study experience. Each school has specially chosen options to help make the most out of your stay. Homestay and student residences offer different accommodation experiences, but always meet the highest standards.

Please make sure you check with your representative, as all accommodation options are based on availability.

Which accommodation option should I choose?

The choice of accommodation depends on your preferences, needs, and budget. Below are some important factors you need to consider.

	Homestay	Student residence
👍	Immerse yourself in local culture & customs. Host assistance for queries. Towels, kitchen utensils, and more provided. Budget-friendly.	Easy access to good facilities and nearby amenities. 24h assistance. Easy access to good facilities and nearby amenities.
👎	May not be as social. Host family rules may apply. It can be up to 60 mins travel.	Noise levels might be high. Might be sharing facilities with other students. Might be expensive.

Booking student accommodation in 3 simple steps

Step 1

You can indicate your preferred type of accommodation (homestay, shared apartment or residence) on the application form during your application for a course. Our Student Services team will record the preferred choice of accommodation.

Step 2

EP will be able to secure the accommodation option once the invoice has been paid. Our team will send you the accommodation confirmation with further details on the selected option

Step 3

You will need to confirm your arrival and send your flight details to our team, as soon as the flight is booked and no later than one week before the flight date. Our team will be able to book and confirm your accommodation and/ or transfers and provide more details within the confirmation document.

If you arrive at a residence or homestay between 22.00–08.00 you may be asked to book alternative accommodation in a hotel on the first night due to late/early arrival at the accommodation.

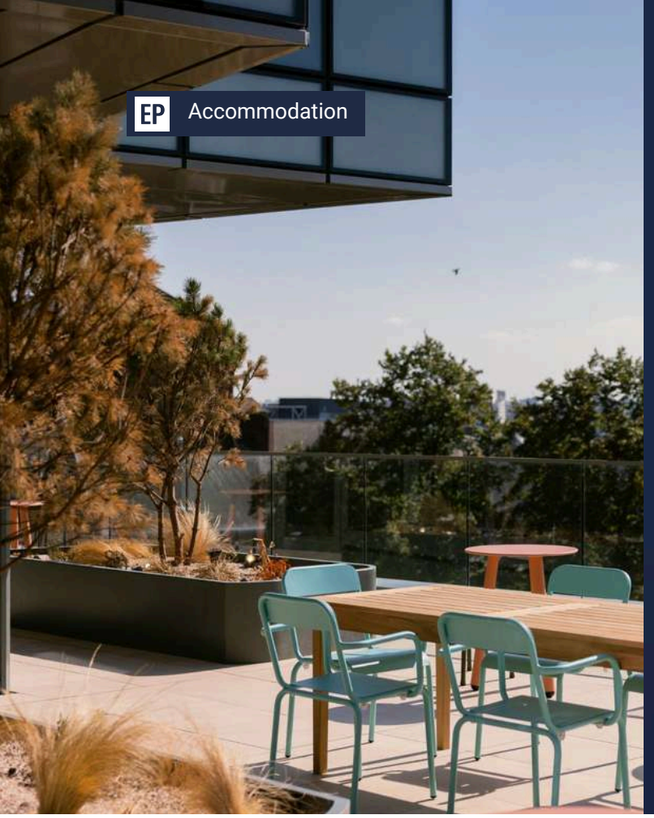

Homestay

Half board homestay	**2 meals per day** (breakfast, dinner). 14 meals per week. (Mon-Sun).
Bed and breakfast*	**1 meal per day** (breakfast). 7 meals per week. (Mon-Sun)
Self catering - Adult homestay*	**No meals provided.** Student will be able to cook in the kitchen.

*Students that have chosen these options might not be allowed to cook in the kitchen. They will have to order meals from restaurants, etc.

En-suite Residence

Set close to the city Centre, this residence is a stone's throw from a vibrant array of bars, shops, and restaurants, and is conveniently within walking distance of English Path Leeds.

Features and Facilities:

- Private bedrooms
- Spacious, fully equipped, and furnished
- Laundry facility on site
- Community kitchen
- Wi-Fi
- Cleaning of kitchen not included

Travel time to English Path and the city centre: 15–30 minutes



Things students need to bring

Toiletries, personal items to make student's room feel like home, prescription medication, a small gift for the host family (not required).

Meals provided

Yes (depends on booking type, please refer to the table at the top of the page).

Meals are usually eaten with the family unless otherwise arranged and special diets such as vegetarian, halal and other requirements can be catered for an additional fee. Please tell us if you have a special requirement when you request your accommodation.

Breakfast: Breakfast is usually a light meal consisting of cereal, bread, spreadables, fruit juice, tea or coffee. Hosts will usually ask you to prepare your own breakfast.

Lunch: You will be responsible for buying your own lunch from a local restaurant or shop.

Dinner: If you book Half Board, you will usually eat dinner with your host, or occasionally you may prepare your own meal with food supplied by your host, please expect your host to set the dinner time and let them know if you are unable to arrive on time.

Services included

Bed linen, towels, telephone use for emergencies. Students need to make sure to discuss laundry with their host family after you arrive as laundry facilities will vary depending on the individual homestay.

If students on Half Board basis want to prepare their own meals and use the kitchen, they can pay to upgrade their accommodation from homestay to residence. If students are on Bed and Breakfast, we can change their booking/homestay to Self Catering. Students can also ask the hosts directly if they can use the kitchen.

Will the homestay arrange to pick up the student from the airport?

No, however, you can book your airport transfer with your EP school. The transfer to the accommodation will then be organised accordingly.

Transport to school

Your host will help you to find your way to and from school on your first day and will show you how to use public transport.

Where are the host families located?

Homestays are situated within 30-60 minutes of the city centre in different areas of the city.

About the residence

Accommodation types: Shared student flats in a building mixed with students from other schools/universities. Shared kitchen, private shower room.

Bedrooms: The bedroom contains the following: bed, pillow, bedding, chair, desk, window, closet, and private shower room.

Bed size: Small double.

Bathroom: Private shower room with toilet and sink.

Kitchen: The shared kitchen includes the following amenities: a fridge, freezer, stove, oven, cutlery, plates, pans, microwave, dining table and chairs. For safety reasons, the use of candles, oil burners, chip pans, deep fat fryers, or any other potential fire hazards is strictly prohibited.

Visitors/guests: You are welcome to have guests during the daytime, and an overnight guest for a reasonable number of nights.

Facilities: The residence will provide communal areas including social spaces, on-site maintenance team, 24/7 concierge, on-site laundry room, Wi-Fi and all bills inclusive.

Extra cost facilities: Laundry costs will apply.

Neighbourhood: Close to a supermarket and other convenience stores.

Noise: Residents are expected to respect one another and keep noise levels to a minimum to avoid disturbing others. Quiet hours, as per regulations, are: Monday to Friday 6 pm – 8 am; Saturday 1 pm – 8 am; Sunday and public holidays: no loud noise disturbances allowed.

Smoking: No smoking allowed anywhere in the residence.

General Reception/ Security Office Hours: Reception staff are typically available Monday to Friday, 9:00 AM – 5:00 PM; the security team is on duty 24 hours a day and at weekends.

Cleaning service: A professional cleaning service is provided to communal areas every week, free of charge. Students are responsible for cleaning their own room and shared spaces such as the kitchen.

Minimum weeks required: 2 weeks minimum stay. Booking from Saturday to Saturday or Sunday to Sunday.

Check-in/check-out: Check-in after 4 pm / check-out 10 am.

Accommodation location: 15–30 minutes to both English Path and Leeds city centre

PLEASE NOTE

- There is no air conditioning in the rooms.
- As this is a city-centre location, the residence may be noisy at times.
- Self-catering accommodation includes access to fully equipped kitchen facilities. Food, cleaning products, laundry detergent and hair driers and other household consumables are not included and must be purchased by students.



Studio Residence

Centrally located in Leeds, and within easy walking distance of shops, supermarkets, and English Path, this residence offers students a comfortable setting with communal spaces to spend time with others and a games room to enjoy with friends.

- Cinema room
- Games area
- Communal lounge to spend time with friends
- Wi-Fi across the residence.
- 24 hour security on-site.
- Private outdoor space
- Bike storage

Location: Leeds City Centre

Travel time to EP Leeds: 10-20 minutes

About the residence

Accommodation types: Studio.

Bedrooms: Bed with under bed storage, study desk, storage for clothes.

Bed size: Small double bed.

Bathroom: Private bathroom.

Kitchen: Private kitchen with oven, microwave, fridge/freezer, cutlery and crockery.

Extra costs: Laundry facilities –prices may vary depending on location. Student to provide own washing powder.

Visitors/guests: No overnight guests

Noise: Residents are required to respect all other residents and maintain a level of noise that does not disturb others. Quiet hours are 10 pm-7am.

Reception/ security desk: 24-hour reception.

Smoking: All facilities and residents' rooms are non-smoking.

Cleaning service: Students are responsible for keeping all areas in flat/bedroom clean once they have arrived.

Beddings/towels: Towels are not provided, and students are responsible for cleaning bed linen once they arrive.

Minimum stay: 2 weeks minimum stay.

Check-in/check-out: Check in from 4pm / check out 10am.

Accommodation location: A short walk from English Path (10–20 minutes), and within walking distance of a supermarket, smaller convenience shops, and the city centre with its wide variety of cafés, restaurants, and bars.

PLEASE NOTE

- There is no air conditioning in the rooms.
- As this is a city-centre location, the residence may be noisy at times.
- Self-catering accommodation includes access to fully equipped kitchen facilities. Food, cleaning products, laundry detergent and hair driers and other household consumables are not included and must be purchased by students.

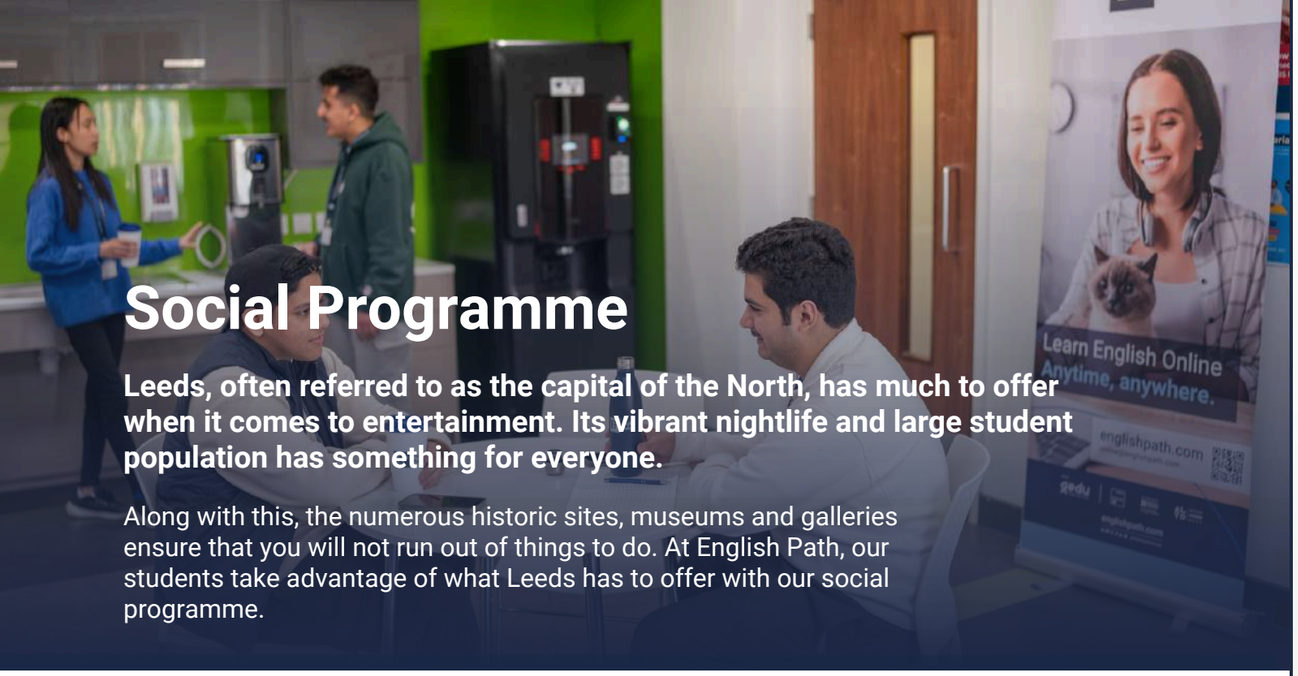

Social Programme

Leeds, often referred to as the capital of the North, has much to offer when it comes to entertainment. Its vibrant nightlife and large student population has something for everyone.

Along with this, the numerous historic sites, museums and galleries ensure that you will not run out of things to do. At English Path, our students take advantage of what Leeds has to offer with our social programme.

Example timetable

Mon	Tues	Wed	Thurs	Fri	Sat
Tour of Leeds city centre	Indoor Climbing Wall	Leeds city museum	Kirkstall Abbey	Share your culture	York
Northern Snooker	School Games	British tea room	Football	Pub quiz	

Check our live social programmes here

Example of social activities

- Royal Armouries Museum – Free
- Escape Hunt - £22 per person
- Snooker Hall - £10 per person
- Kirkstall Abbey - £5 per person
- Leeds City Museum - Free
- The Corn Exchange - Free

Example of nearby cities to visit

- **YORK**

Travel time: 20-25 mins on the train
Price of return ticket: £14-25



- **MANCHESTER**

Travel time: 1:30 mins by train
Price of return ticket: £7-20



Recommendations

Checklist & other useful information

Here are a few important items that you should bring with you:

- Passport
- Acceptance letter
- Accommodation letter
- Proof of health/medical insurance
- A bit of cash and credit/debit cards/Apple or Google Pay
- Weather-appropriate clothing
- Adaptor for electrical appliances
- Prescription medication and medical records
- Emergency information
- Toiletries
- Notebook and pen
- Backpack for classes, social programmes
- Reusable water bottle

Before you leave your country

Here are some important things you need to know to make your arrival as smooth as possible. Use our checklist to ensure you don't forget anything and are prepared for the exciting times ahead.

Pocket money

Recommended weekly budget: £100-150. This should cover expenses, laundry, local travel and activities. You will need additional money if you want to take weekend trips. Bring £50 with you in cash and a debit or credit card. You will need to check with your financial institution to make sure you will be able to withdraw money from a UK ATM. Do not bring foreign currency. It is not wise to carry around large amounts of cash.

Clothing

Most students dress casually for classes, but you should bring nice clothes for going out and sportswear for sports and outdoor activities. The climate is changeable and may be different from your own. The typical temperature is 15-25°C in the Summer and 0-10°C in the Winter, although it can drop below freezing. Bring waterproof clothing.



Electrical current

Standard voltage in the UK is 230 volts; remember to bring an adaptor with you or buy one when you arrive.

School notifications

We encourage you to follow the school's Instagram account before you arrive and especially during your stay. This will give you an idea of what is happening at the school and help you connect with staff and students. Follow **@englishpathschools**

We also require you to join the school WhatsApp. This is also where we will post notification of any unexpected school closures: it is important you check our Instagram account for any announcements while you are attending the school, especially if there is severe weather in the area (e.g. snowstorm, flood, etc.). If the school cannot open or school opening will be delayed, we will announce this as soon as possible (the night before or in the morning) to advise you of this, along with information on how to get further updates and any alternate scheduling (if applicable).



When you arrive in Leeds

Arriving at the airport in a foreign country can be overwhelming. To better prepare yourself, make sure that you have read the information below about your arrival and how to get to your accommodation. If you get lost or confused upon arrival, don't be afraid to ask the airport staff for help as they will be happy to give assistance.

EP Transfers

The closest airports to EP Leeds are Leeds Bradford Airport and Manchester Airport. We request that you book your flights according to the starting date of your specific program. You must arrive on the Saturday or Sunday prior to your course start date.

If you have booked a transfer service, a driver will meet you outside the customs area and drive you to your homestay or residence. Please ensure you arrange and pay the transfer fee in advance.

Transfer service emergency contact details

If you have any flight changes, miss a connecting flight or need help meeting the transfer service, you should call emergency number. Please be prepared to tell them your name, school name (English Path) and location. Students should only accept a transfer from a greeter with the official English Path signage.

Transfer service emergency number:

+447494002815

Independent transfers

Bus: £3 one way
Taxi: £20-30

Living costs

(Sample prices for items in this city)

Bottle of water:	£1
Coffee:	£3
Can of coke:	£1.20
Meal out for two:	£20-50
Takeaway pizza:	£6-15
Sandwich:	£2.50-4
Local bus ticket:	£3 one way
Weekly bus ticket:	£13-26 (depends on age)
Cinema ticket:	£7-12
Pint of beer:	£3-6

Local Customs

All people treat one another with dignity and respect. British people are very empathetic, often consider the feelings of others, and are willing to listen to those with different views and opinions. Women in the UK are equal to men and should always be treated fairly.

British people sometimes talk to strangers in public areas. This is a great way to practice English, but caution should be taken. You should not give out your address and telephone number or accept inappropriate invitations.

"Please" and "thank you" are very important words! Always use them if you ask someone to do something for you, or if they help you or give you information.

The UK is a culturally diverse nation where people of all ethnic backgrounds are treated equally. All individuals should challenge any prejudice they witness (prejudice is the negative opinion or feelings towards something or someone without reason).

People in the UK leave a tip for good service in restaurants, hair salons and other places. The tip rate at most restaurants is about 10–15% of the bill and is sometimes included. Fast food is not tipped unless
it is delivered. Porters in stations, airports and hotels should be tipped approximately £2 per bag. Taxi drivers are generally given a 15% tip.

No one is above the law, which is put in place to protect everyone. Students should be aware of their legal rights and responsibilities. All individuals hold freedom of choice (within the law).

Health and safety

Medical insurance: If you are studying in the UK for less than 6 months, you should take out private health insurance before coming to the UK.

Students are advised to register with a GP during their stay in the UK in order to be able to access prompt healthcare. You can find your nearest GP here:
https://www.nhs.uk/service-search/find-a-gp

If you need to see a doctor immediately, you may go to a walk-in centre. You can find your nearest walk-in centre here: clch.nhs.uk/services/walk-in-centres

If you get sick: If you get sick while in the UK you should visit a GP. If you have a minor illness, you can ask staff at a local pharmacist for advice. Remember to bring any relevant insurance or medical documentation with you.

Protecting your belongings: We strongly recommend you take out insurance for your personal belongings, especially cameras, music players, mobile phones and laptops. Personal items cannot be covered by English Path homestay or residence insurance.

Prescription medication: Remember to bring enough of your prescribed medication with you as UK pharmacists will not dispense a foreign prescription. International customs agents may ask you questions about your medication upon your departure or arrival, so be sure to pack it carefully. Bring any important medical records (blood type, prescriptions, x-rays) that might be useful for medical care abroad as well as contact information for your health care providers at home.

Staying safe at school: If you or another student has an accident or needs urgent medical attention, please come to the Student Services office where the First Aider is located.

Fire safety: If you discover a fire, press the fire alarm button on the nearest alarm. Leave the building immediately via the fire exit. If you hear the fire alarm, leave the building immediately. Do not run, use the lift or stop to collect your belongings. EP staff will guide you to the fire exit. Go to the assembly point. Follow any instructions given by a member of EP staff and do not go back into the building until you are told to do so by EP staff.

Personal safety and looking after valuables: Leeds is generally a safe place but as with a lot of big cities, you should always be alert. Some tips are: Be alert when you are walking alone at night. Avoid carrying large amounts of cash. Do not leave your belongings unattended. In the UK, you do not need to always carry your identification card or passport with you. You can keep it at home and carry a picture of your ID on your phone or a photocopy in your bag.

Medical costs

Medical costs in the UK vary depending on where you are from, and the treatment needed. We recommend that you check your cover on the NHS website or at https://www.nhs.uk/nhs-services/ visiting-or-moving-to-england/

Laws

Smoking is banned in all public buildings in Britain including bars, restaurants, shops, stations, cinemas, and all public transport. You can smoke on the street. No one under the age of 18 in the UK may buy or consume tobacco or alcohol, including beer and wine. If you are under 18, it's against the law for someone to sell you alcohol, to buy or try to buy alcohol, and for an adult to try to buy alcohol for you.

For drivers, you must drive on the left hand side, observe all speed limits and signs, give way to emergency vehicles, obey all directions given by police, stop at red traffic lights, and must wear a seatbelt.

Driving under the influence of alcohol is a very serious crime and police make regular random checks.

You will need international ID to enter bars, clubs or pubs (e.g. Passport, ID card, driving license).

Buying, selling and using drugs is illegal.

Student code of conduct

You must attend all classes. If you do not attend your classes your representative will be informed. If you do not then improve your attendance you may not be able to continue your course. 85% attendance is needed to be able to receive a certificate of completion.

Be on time for all your lessons.

Always tell English Path if you are going to be absent from school for any reason and tell your host family if you are going away overnight.

If you commit a criminal offence or have to be severely disciplined you will be sent home. We will also inform the immigration authorities.

Be respectful, polite and open to different cultures.

Places of worship

- **Baptist**
Blenheim Baptist Church Blackman Lane, Leeds, LS2 9ER (Include prayer room on ground floor)

- **Buddhist**
Leeds Buddhist centre 4 Grosvenor Park Gardens, Cliff Lane, Leeds, LS6 2PL

- **Church of England**
St George's CoE Great George Street, Leeds, LS1 3BR
Hindu Leeds Hindu Mandir 36 Alexandra Road, Burley, Leeds, LS6 1RF

- **Jewish**
Etz Chaim Synagogue
411 Harrogate Road, Moor Allerton,
Leeds, LS17 7BY

- **Methodist**
Roscoe Methodist Church
132 Chapeltown Road,
Leeds, LS7 4EE

- **Muslim**
Leeds Grand Mosque
9 Woodsley Road, Leeds,
LS6 1SN

- **Roman Catholic**
Leeds Cathedral
Great George Street,
Leeds, LS2 8BE

Emergency services

Call 999 in case of fire, a medical emergency or if you need the police.

Further education advice

- **IELTS - English Path**

The IELTS Preparation course is for students who want to take the IELTS Academic Exam. This course is designed to prepare students at Intermediate levels and above for the IELTS Exam. It aims to develop your English skills and improve your exam technique.

- **Cambridge Exam preparation**

The Cambridge English exams are offered at the B2 First and C1 Advanced levels. They are internationally recognised qualifications which demonstrates your level of English to function at a high level in almost every English-speaking context, both professionally and academically.

- **Further study in the UK**

If you are looking to attend university or study in the UK, you can ask the Student Services or Academic Team for advice. We are here to provide advice and options on further study or higher education. Our partner school GBS also offers a range of further and higher education courses.

Study tips

Study skills

Study skills are how we can organise and improve our learning. For example, what do we do when we learn a new word? Do we make notes? How? It's very important that we are organised in the way we learn, so that we have a much better chance of remembering the language and can use it correctly in the future. We would like to teach you some ways to keep learning and improving your English skills. If you practice these Study Skills, it will help you to continue your English language learning wherever you are.

- **Using a dictionary**

Dictionaries are a useful resource for researching different meanings, collocations, examples of use and standard pronounciation. Use a mono-lingual dictionary and focus on understanding the meaning rather than the translation of individual words. Translating individual words can often lead to misunderstandings. A great big paper mono-lingual dictionary is best but Cambridge, for example, has an advanced learners' dictionary at www.dictionary.cambridge.org, which is easy to use and provides examples of word use.

- **Learning vocabulary**

When you record vocabulary, you should also include longer phrases like phrasal verbs (e.g. get away with), multi-word expressions (e.g. How's it going?), idioms (e.g. raining cats and dogs), and collocations (e.g. take a chance). Please see the language bank, irregular verbs and phonemic chart in appendix 1 and 2.

- **Tracking your progress**

As well as placement, weekly and monthly testing, there will be a group tutorial twice every 10-week cycle where you can reflect on your learning and set some goals with the support of your teacher.

- **Useful links:**
  - bbclearningenglish.com
  - englishclub.com
  - lyricstraining.comted.com
  - voscreen.com

Learning resources

- **Listening - What to listen to?**

Try to listen to as many different types of spoken English as possible, to improve your listening. You can find lots on the internet:

- Music and songs
- TV shows, the news and films
- Speeches and interviews
- Audiobooks

- **Writing - What to write?**

Getting the new language you've learnt on paper can really help to consolidate your learning. Think about the language you've learnt that week and try the following:

- Write an email to a friend/teacher
- Write a diary/journal
- Write a shopping list

- **Reading - What to read?**

There's so much you can read to practice your skills; it doesn't have to be a book. You can read signs, newspapers, or even the back of food packets!

- Find an interesting article online
- Choose a book you've read in your own language and get reading!
- Find an e-book and read it on your daily commute. This site has lots of free ones: gutenberg.org

- **Library and study srea**

We have a bright and welcoming Library and Study Centre available for students, which provides a fantastic opportunity to help you get more out of your studies.

There are open study areas for group work and quiet areas for focused self-study, as well as bookable study rooms. There are also a range of books and computers available for you to use and a Library Assistant will be available to help you find anything you need.



Leeds airport transport

Leeds Bradford Airport

Mode	Line or Number	Cost	Duration
Bus (every 20-30 minutes)	A1 Flyer	£3 single	50 minutes
Taxi	N/A	£20 - 30	25 mins

- If you choose to book an airport transfer, your flight details should be sent to us 4 weeks in advance to ensure we will be able to provide you an airport transfer.
- A driver will meet you after you come through the customs area and drive you to your accommodation.

*Students under 18 years old must book homestay breakfast and dinner & return airport transfers

@englishpathschools

englishpath.com



Publication date: 1st September 2026

Valid until: 31st August 2027